



**LAGOS STATE GOVERNMENT**  
**MINISTRY OF ECONOMIC PLANNING AND BUDGET**  
**LAGOS STATE MACRO ECONOMIC INDICATORS MARCH, 2021**



INDICATORS	JANUARY	FEBRUARY	MARCH	APRIL	MAY	JUNE	JULY	AUGUST	SEPTEMBER	OCTOBER	NOVEMBER	DECEMBER
Crude Oil Production (mbpd)	1.33	1.49	1.4	-	-	-	-	-	-	-	-	-
Crude Oil Price: (per barrel)\$	54.77	69.51	66.16	-	-	-	-	-	-	-	-	-
Inflation Rate: National	16.47	17.33	18.17	-	-	-	-	-	-	-	-	-
Inflation Rate: Lagos State	12.6	17.9	18.8	-	-	-	-	-	-	-	-	-
Consumer Price Index :National	361.2	366.8	372.5	-	-	-	-	-	-	-	-	-
Consumer Price Index : Lagos	200	217.9	224.3	-	-	-	-	-	-	-	-	-

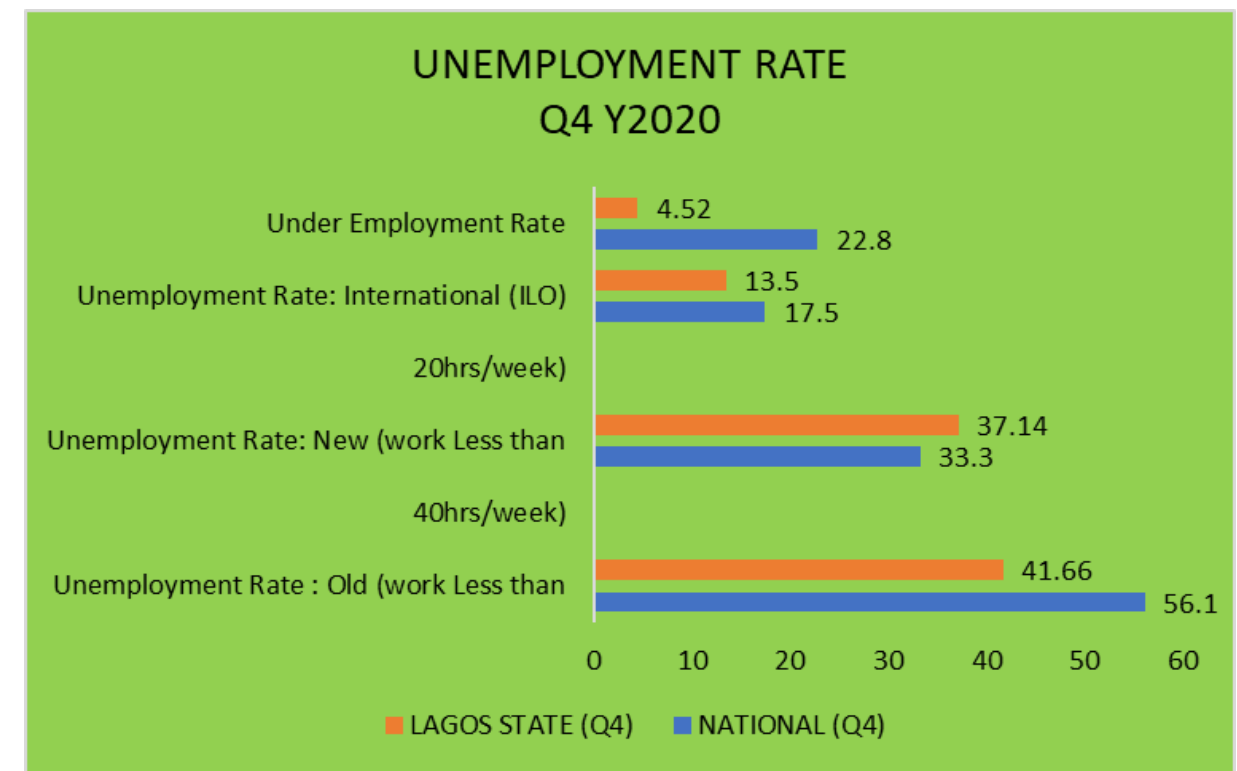
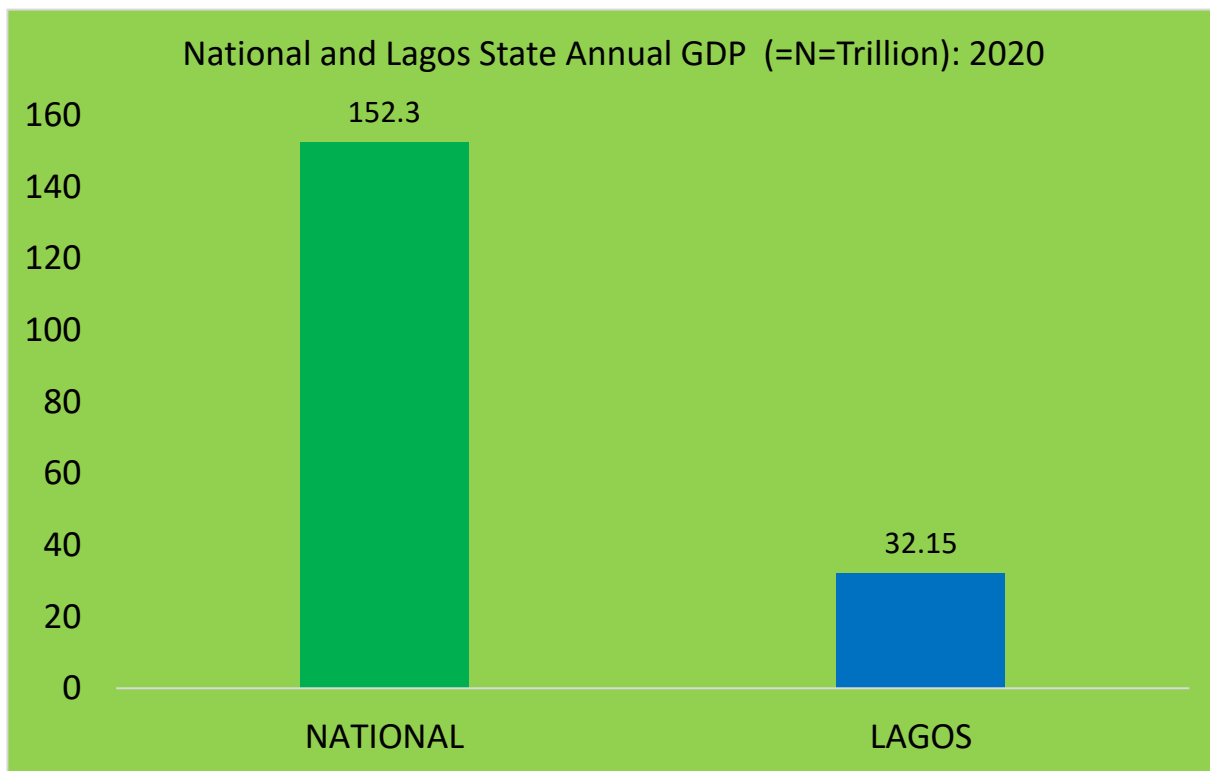
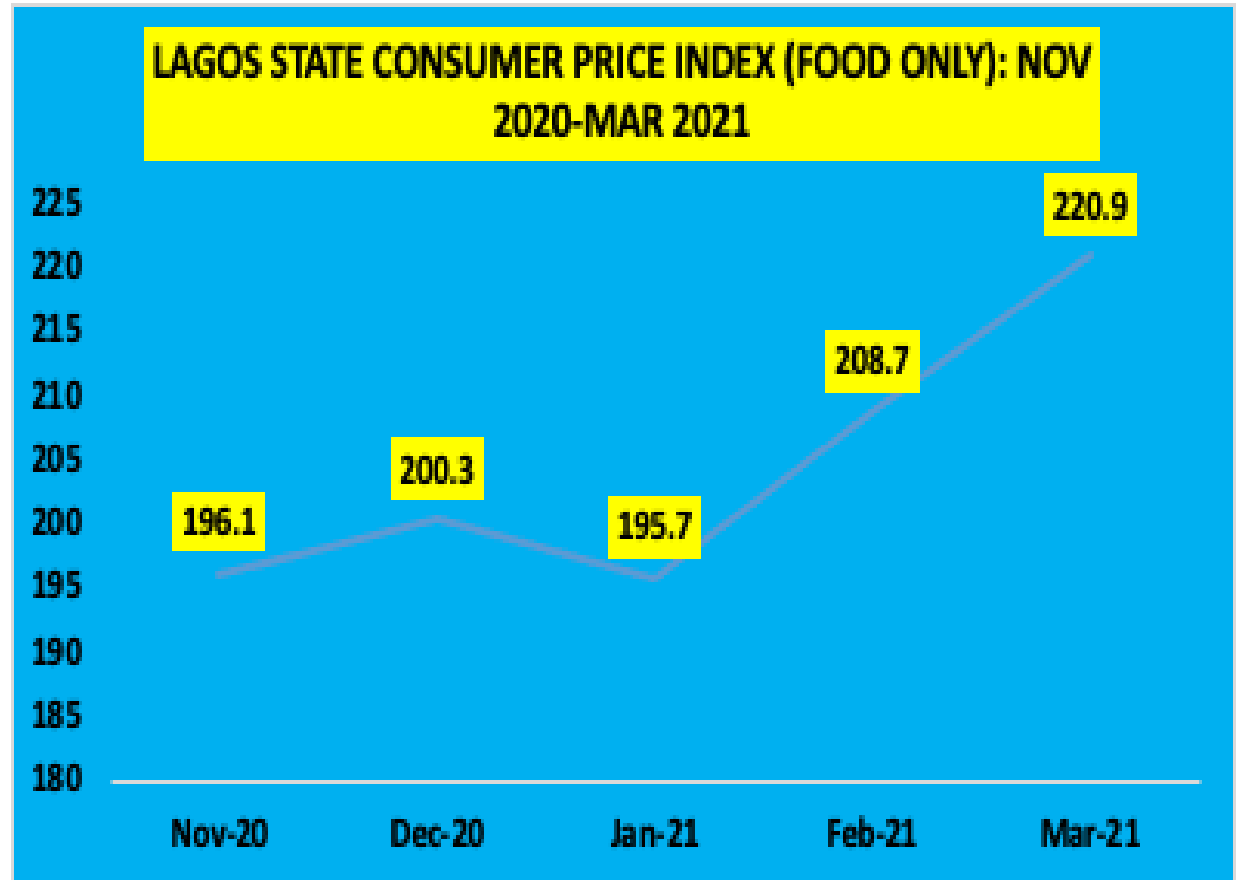
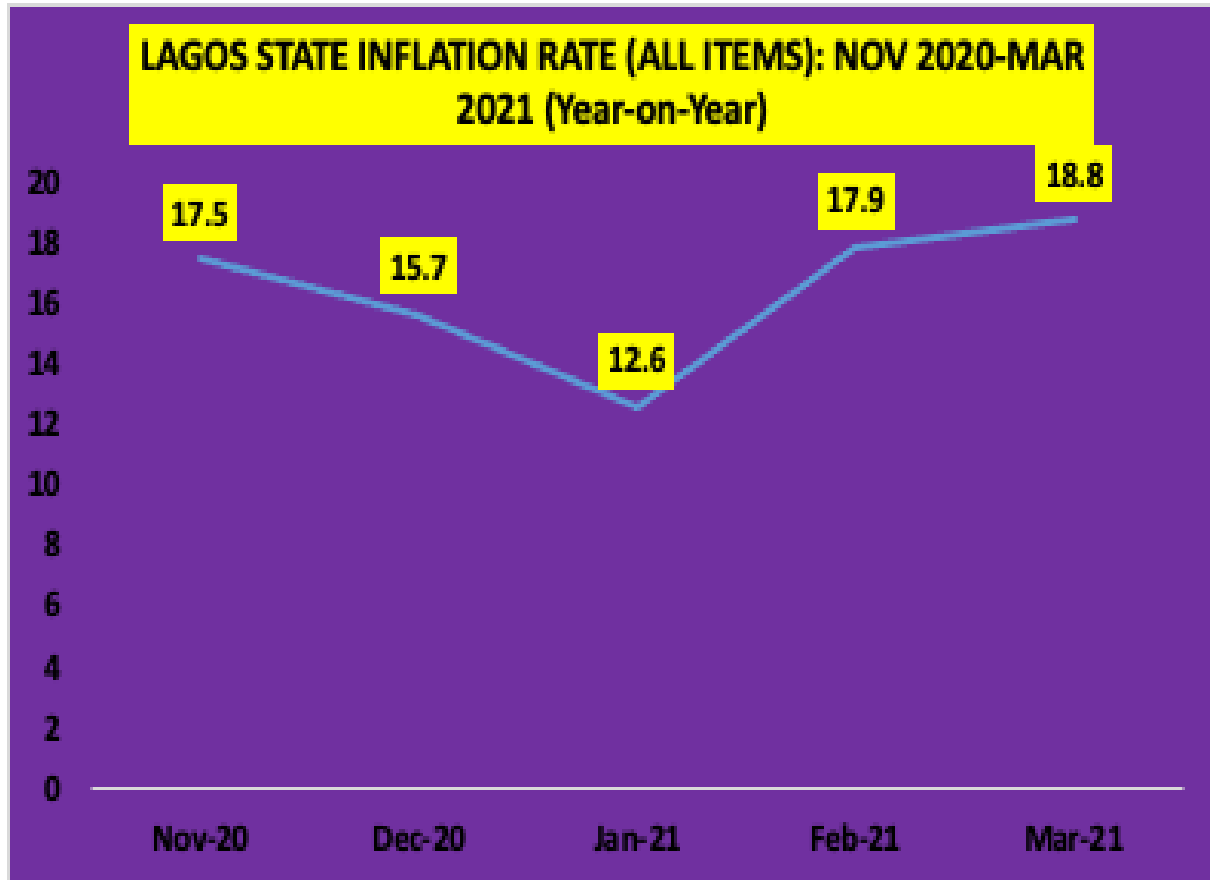
**GROSS DOMESTIC PRODUCT**

QUARTERLY INDICATORS	QUARTER 1, 2019	QUARTER 2, 2019	QUARTER 3, 2019	QUARTER 4, 2019	Total	QUARTER 1, 2020	QUARTER 2, 2020	QUARTER 3, 2020	QUARTER 4, 2020	Total
GROSS DOMESTIC PRODUCT NATIONAL	N32.09trn	N35.30trn	N38.22trn	N40.03trn	N145.64trn	N35.65trn	N34.02trn	N39.09trn	N43.6tn	N152.3tn

Gross Domestic Product (GDP) : Lagos ( Annual Estimate) 2019	Gross Domestic Product (GDP) : Lagos ( Annual Estimate) 2020
<b>N30.875tn</b>	<b>N32.15tn</b>

GDP Growth rate (%) National (Q1, Q2, Q3, Q4), 2020	Q1: 1.87%	Q2 : -6.10%	Q3 : -3.62%	Q4 : 0.11%





Note: mbpd- million barrel per day.

Sources: LBS, CBN, NSE and NBS.

Produced by Lagos Bureau of Statistics (LBS)

Ministry of Economic Planning and Budget (MEPB)

Block 19, The Secretariat, Alausa, Ikeja, Lagos State.

**LAGOS STATE GOVERNMENT**  
**MINISTRY OF ECONOMIC PLANNING AND BUDGET LAGOS STATE MACRO ECONOMIC INDICATORS JANUARY - DECEMBER, 2020**

INDICATORS	JANUARY	FEBRUARY	MARCH	APRIL	MAY	JUNE	JULY	AUGUST	SEPTEMBER	OCTOBER	NOVEMBER	DECEMBER
Crude Oil Production (mbpd)	1.74	1.74	1.8	1.79	1.99	1.50	1.49	1.48	1.31	1.49	1.47	1.42
Crude Oil Price: (per barrel) \$	66.44	55.66	32.01	18.38	29.38	36.03	44.21	44.94	40.86	42.54	41.69	50.37
Inflation Rate: National	12.13	12.2	12.26	12.34	12.4	12.56	12.82	13.22	13.71	14.23	14.89	15.75
Inflation Rate: Lagos State	14.5	14.7	15.8	13.3	14.1	14.6	14.8	13.9	15.6	16.9	17.5	15.7
Consumer Price Index : National	310.2	312.6	315.2	318.4	322.2	326.1	330.1	334.6	339.5	344.7	350.3	355.9
Consumer Price Index : Lagos	179.4	179.8	183.8	183.8	185.5	186.5	187.2	186.4	190.5	195.3	202.4	203.1
Dollar(\$)	306.96	306.45	326.63	361	361	387.21	388.5	387.46	379	379	379	379
Pound (#)	401.2	397.31	403.79	451.83	446.2	493.41	452.17	517.48	490	492	506	509
Yen(Y)	2.8	2.78	3.02	3.39	3.37	3.6	3.67	3.68	3.63	3.63	3.63	3.69
Liquidity %	30	30	30	30	30	30	30	30	30	30	30	30
Monetary Policy Rate % (MPR)	13.5	13.5	13.5	13.5	12.5	12.5	12.5	12.5	11.5	11.5	11.5	11.5
Interbank Lending Rate (%)	11.16	11.16	11.16	11.16	11.16	11.16	11.16	11.16	11.16	11.16	11.6	11.6
Prime Lending Rate (%)	14.97	15.04	14.71	14.92	14.92	14.73	15.65	14.99	11.76	11.55	11.31	11.6
Maximum Lending Rate (%)	30.77	30.63	30.48	30.73	30.73	30.69	30.57	31.29	30.77	28.45	28.36	28.85
Treasury Bill Rate	3.45	3	2.39	1.91	2.45	2.45	1.9	1.38	3.45	1.1	0.86	0.03
Cash Reserve Ratio	27.5	27.5	27.5	27.5	27.5	27.5	27.5	27.5	27.5	27.5	27.5	27.5
Interbank call Rate	6.64	8.91	10.29	7.33	4.35	4.35	5.75	5.4	5.74	2	1.75	0
Market Capitalization(N)	26.216tn	27.210tn	24.513tn	26.045tn	27.210tn	27.479tn	28.595tn	28.26trn	30.525trn	33.199trn	35.771trn	38.590trn