

LAGOS STATE GOVERNMENT

**MOTOR VEHICLES
STATISTICS**

2006

**CENTRAL OFFICE OF STATISTICS
MINISTRY OF ECONOMIC PLANNING AND BUDGET
SECRETARIAT,
ALAUSA, IKEJA, LAGOS**

TABLE OF CONTENTS

TABLE	CONTENTS	PAGE
	Introduction	iv
	Highlights	1-4
1	Newly-Registered Motor Vehicles by Type of Vehicles and Ownership: Lagos State: 2005	5
1(a)	Newly-Registered Motor Vehicles by Type of Vehicles and Ownership: Agege Local Government Area	6
1(b)	Newly-Registered Motor Vehicles by Type of Vehicles and Ownership: Ajeromi/Ifelodun Local Government Area	7
1(c)	Newly-Registered Motor Vehicles by Type of Vehicles and Ownership: Alimosho Local Government Area	8
1(d)	Newly-Registered Motor Vehicles by Type of Vehicles and Ownership: Apapa Local Government Area	9
1(e)	Newly-Registered Motor Vehicles by Type of Vehicles and Ownership: Badagry Local Government Area	10
1(f)	Newly-Registered Motor Vehicles by Type of Vehicles and Ownership: Epe Local Government Area	11
1(g)	Newly-Registered Motor Vehicles by Type of Vehicles and Ownership: Eti-Osa Local Government Area	12
1(h)	Newly-Registered Motor Vehicles by Type of Vehicles and Ownership: Ibeju Lekki Local Government Area	13
1(i)	Newly-Registered Motor Vehicles by Type of Vehicles and Ownership: Ifako Ijaiye Local Government Area	14
1(j)	Newly-Registered Motor Vehicles By Type Of Vehicles And Ownership: Ikeja Local Government Area	15
1(k)	Newly-Registered Motor Vehicles by Type of Vehicles and Ownership: Ikorodu Local Government Area	16
1(l)	Newly-Registered Motor Vehicles by Type of Vehicles and Ownership: Kosofe Local Government Area	17
1(m)	Newly-Registered Motor Vehicles By Type Of Vehicles And Ownership: Lagos Island Local Government Area	18
1(n)	Newly-Registered Motor Vehicles By Type Of Vehicles And Ownership: Lagos Mainland Local Government Area	19

TABLE	CONTENTS	PAGE
1(o)	Newly-Registered Motor Vehicles by Type of Vehicles and Ownership: Mushin Local Government Area	20
1(p)	Newly-Registered Motor Vehicles by Type of Vehicles and Ownership: Ojo Local Government Area	21
1(q)	Newly-Registered Motor Vehicles by Type of Vehicles and Ownership: Oshodi Isolo Local Government Area	22
1(r)	Newly-Registered Motor Vehicles by Type of Vehicles and Ownership: Somolu Local Government Area	23
1(s)	Newly-Registered Motor Vehicles by Type of Vehicles and Ownership: Surulere Local Government Area	24
2	Newly-Registered Motor Vehicles by Type of Vehicles and Local Government Area, Lagos State 2005	25
3	Newly-Registered Motor Vehicles By Residence Of Owners and Local Government Area, Lagos State 2005	26
4	Newly-Registered Motor Vehicles Classified By Make/Country of Origin And Type Of Ownership, Lagos State 2005	27
5	Newly-Registered Motor Vehicles Classified by Make/Country of Origin and Local Government Area, Lagos State 2005	28 & 29
6(a)	Newly-Registered Private Motor Vehicles by Make/Country of Origin and Local Government Area, Lagos State 2005	30 & 31
6(b)	Newly-Registered Commercial Motor Vehicle by Make/ Country of Origin and Local Government Area, Lagos State, 2005	32 & 33
7(a)	Newly-Registered Motor Vehicles by Type of Vehicles and Year of Registration, Local Government Area, Lagos State 1990-2005	34
7(b)	Newly-Registered Motor Vehicles by Type of Ownership and Year of Registration, Lagos State:1989-2005	35
8	Newly-Registered Motorcycles by Make and Type of Ownership Lagos State, 2005	36
9	Newly-Registered Motorcycles by Local Government Area and by Make/Country of Origin and Local Government Area, Lagos State 2005.	37
10	Newly-Registered Motorcycles By Make/Country of Origin and Year of Registration, Lagos State, 1988-2005	38

11	Number of Vehicles Licences Renewed by Types of Vehicles and by Type of Ownership, Lagos State, 2005	39
12	Number of Vehicles' Licences Renewed by Local Government Area and by Make/Country of Origin, Lagos State: 2005	40 & 41

TABL	CONTENTS	PAGE
13	Newly-Registered Vehicles and Vehicles' with Renewed Licences by Local Government Area and Year of Registration, Lagos State: 1998-2005	42
14	Number of Motorcycles' Licenses Renewed by Type of Ownership and Make of Cycles, Lagos State: 2005.	43
15	Newly-Registered Motorcycles and Motorcycles' with Licences Renewed by Local Government Area, Lagos State: 2000-2005	44
16	Number of Motorcycles' Licences Renewed by Local Government Area and by Make/Country of Origin, Lagos State: 2005	45
17	Newly-Registered Motor Vehicles with Special Plate Numbers Classified by Month and make of vehicles, Lagos State: 2005	46
18	Newly-Registered Motor Vehicles with Special Plate Numbers Classified by State of Residence of Owners and Make of Vehicles, Lagos State: 2005	47
19	Newly-Registered Motor Vehicles with Out of Series Plate Numbers Classified by Month and Make of Vehicles , Lagos State: 2005	48
20	Newly-Registered Motor Vehicles with Out Of Series Plate Numbers by State of Residence of Owners and Make of Vehicles, Lagos State: 2005	49
21	Newly- Registered (Out Of Series And Special) Motor Vehicles by Type of Vehicles And by Year of Registration: 2001-2005	50
22	Newly Registered Vehicles with Special And Out Of Series Plate Numbers by Type of Ownership and by Type of Vehicles, Lagos State, 2005	51
23	Newly Registered Motor Vehicles classified by Licensing Office and Month of Registration, 2005	52

24	Motor Vehicles Licenses Renewed and classified by Licensing Office and Month of Registration, 2005	53
25	Newly Registered Motor Cycles classified by Licensing Office and Month of Registration, 2005	54
26	Motor Cycles Licenses Renewed And Classified By Licensing Office And Month Of Registration, 2005	55
FIG 1-14	Graphical Presentations	56 - 69

INTRODUCTION

This publication contains statistical data on motor vehicles/motorcycles, which were newly-registered and vehicles licenses renewed in Lagos State during the twelve months of 2005. The data were based on forms filled by applicants for registration of new vehicles (form 'B' for both motor vehicles and motorcycles in all the Licensing Offices in Lagos State). The analysis is based on the twenty Local Government structure in the State. However, it is pertinent to mention that registration activities are yet to commence in Amuwo-Odofin Local Government Area.

The data contained in this publication would be useful to research institutions, consultants, planners and users in the private and public sectors of the economy who are interested in statistics of motor vehicles registered in Lagos State.

CENTRAL OFFICE OF STATISTICS
MINISTRY OF ECONOMIC PLANNING AND BUDGET
SECRETARIAT, IKEJA

lasgstat@yahoo.com

JUNE 2006

MOTOR VEHICLE REGISTRATION STATISTICS, LAGOS STATE 2005

HIGHLIGHTS

1.1.0 NEWLY-REGISTERED MOTOR VEHICLES: 2005

1.1.1 The registration figures for motor vehicles in the year 2005 recorded an increase as a total of 81,078 vehicles were registered compared with 67,376 vehicles registered in 2004. These figures represent an increase of 13,702 or 20.34% over the 2004 figures.

1.1.2 Motor vehicles registered for private use in year 2005 numbered 67,246 as against 53,322 in 2004, representing an increase of 13,924 or 26.11%. A total of 62,523 or 92.98% of vehicles registered for private use in the year 2005 were saloon/station wagons. The number of vehicles registered for commercial use decreased from 5,879 in 2004 to 5,766 in the year 2005 representing a decrease of 113 or 1.92%. Minibuses and Omnibuses accounted for 2,861 and 71 or 49.62% and 1.23% respectively of the vehicles registered for commercial use while saloon/station wagons including taxi cabs represented 1,301 or 22.56% of the total figure registered during the same year. Vehicles registered by the Private sector companies in year 2005 which stood at 7,563 represented a decrease of 138 or 1.79% over 7,701 vehicles recorded in 2004 while 70,496 or 86.95% of the total figure for 2005 were made up of saloon/station wagons. Registration figure for government's vehicles recorded an upward trend as a total of 268 vehicles were registered in year 2005 as against a figure of 216 vehicles registered in 2004. This represented an increase of 52 or 24.07% over 2004 figure. However, vehicles registered by mission/schools in year 2005 which stood at 235 or 0.29% showed a decrease of 23 or 8.91% over the corresponded figure of 258 recorded for 2004.

1.1.3 Saloon/Station wagon vehicles numbering 70,496 or 86.95% of the total vehicles registered in the year 2005 represents an increase of 12670, or 21.91% compared with 2004 figure. Minibuses constituted 6,988 or 8.62% of the year 2005 total figure. Van/Pick up/kitcars numbered 1,460 or 1.80% of the total number registered in the year 2005 representing an increase of 314 or 27.40% compared with the number registered in 2004. Omnibus vehicles accounted for 162 or 0.20% of the figure for the year 2005 compared with corresponding figures of 202 or 0.30% for 2004. Lorry/Truck vehicles recorded 1,780 representing an increase of 57 or 3.31% over the figures recorded for 2004 and constituted 2.20% of the total figure for year 2005.

1.1.4 Ikeja Local Government with a figure of 26,759 or 33.0% of the total vehicles registered maintained its leading position by recording the highest number of vehicles in year 2005 although a decrease of 4,466 or 14.30% compared with the 31,225 vehicles registered in 2004. Lagos Island Local Government Area came next with a registration figure of 7,250 representing 8.94% of the total figure. It indicated an increase of 2,196 or 43.45% over the registration figure of 5,054 vehicles for 2004. Ibeju/Lekki, Ifako Ijaye and Surulere Local Government areas also recorded an increase of vehicle registration figures of 4,554 (5.62%), 4,489 (5.54%), 3,747 (4.62%) respectively.

1.1.5 Apart from Ikeja and Badagry, all the local government areas in the state recorded an increase in the registration of new vehicles in 2005 compared with what was recorded in 2004. Badagry local government area recorded the lowest registration figure of 737 or 0.91% of the total figures for 2005 followed by Somolu and Oshodi/Isolo with 1,368 or 1.69% and 1,391 or 1.72% respectively. Ikeja local government area registered a total of 23,341 or 33.11% of saloon/station wagon vehicles recorded in 2005 representing a decrease of 4,475 or 16.09% compared with the corresponding number registered in 2004. The local

government also recorded the highest number in almost all other categories of vehicles registered during the year 2005.

1.1.6 Locally assembled vehicles numbering 7,715 constituted 9.52% of all vehicles registered in the state for year 2005. The Peugeot series (505, 504, 305, 306, 406 and others) represented 1,604 or 20.79% of all the locally- assembled vehicles in year 2005 while Volkswagen series represented 6,111 or 79.21%.

1.1.7 NEWLY REGISTERED MOTOR CYCLE: 2004

1.1.8 A total number of 8,022 motorcycles were registered in the state in year 2005 as against 11,549 in year 2004, 31,776 in year 2003 and 33,452 in 2002 respectively. Motorcycles assembled in the country which includes Yamaha, Honda and Suzuki constituted 1,844 or 22.99% of the total number of motorcycles registered in the State in year 2005 as against 3,221 or 27.89% and 13,739 or 43.24% registered in year 2004 and year 2003 respectively.

1.1.9 Ikeja local government area with highest motorcycles recorded 2,349 or 29.28% of the total figures in year 2005 while Ibeju/Lekki, Lagos Island and Alimosho local government areas followed with 760 or 9.47% , 704 or 8.78% and 511 or 6.37% respectively. Agege, Lagos Mainland and Epe registered a fairly low number of 367, 331 and 330 motorcycles respectively in 2005 while Ojo, Ajeromi/Ifelodun, Kosofe, Mushin, Oshodi/Isolo and Somolu areas had a tie of 165 each of motorcycles registered in 2005. Badagry Local government area recorded the list figure of 105 of the total Motorcycles registered in 2005.

2.1.0 RENEWAL OF MOTOR VEHICLES LICENCES: 2004

2.1.1 The renewal of motor vehicles licenses in the state for the year 2005 recorded an upward trend as a total number of 181,456 vehicles licenses were renewed compared with corresponding figure of 158694,

for 2004. The 2005 figures represented an increase of 22,762 or 14.34% against the 2004 figures.

2.1.2 Motor vehicles licenses renewed for private use in 2005 numbered 152,558 or 84.07% while 20,752 or 11.44% and 7,779 or 4.29% of the total were renewed for Commercial and Corporation use respectively. A total of 148,385 or 97.26% of the vehicles licences renewed for private use in 2005 were Saloon/Station wagons while 5,836 or 28.12% of the same brand of vehicles had their licenses renewed for commercial use. Minibuses and Omnibuses, accounted for 10,289 or 49.58% and 237 or 1.14% respectively. Renewal of licences figure for Governments vehicles and Mission/Schools were 191 or .11% and 176 or 0.10% respectively of the total vehicles licences renewed during the year 2005.

2.1.3 Saloon/station wagon vehicles numbering 161,106 constituted 88.79% of the total vehicles licences renewed in 2005 while minibuses and omnibuses recorded 14,129 or 7.79% and 346 or 0.19% respectively of the total figures renewed during the year. Vans, Pick-up/Kitcars recorded 3,058 or 1.69% of the total figure while Lorry/Truck recorded 2,168 or 1.19% of the total figure during the year.

2.1.4 Ikeja local government area maintained the lead with figure of 46,848 or 25.82% of the total motor vehicles licences renewed in the 2005. Apapa local government came next with renewal figure of 29,487 or 16.25% followed by Lagos Island and Alimosho local government areas with 19,621 or 10.81% and 10,493 or 5.78% respectively. Ifako Ijaiye government area recorded the lowest renewal figure of 1,193 or 0.66% of the total for 2005 followed by Ajeromi/Ifelodun and Oshodi/Isolo with 2,272 or 1.25% and 2,407 or 1.33% respectively. However Ikeja local government area recorded the highest number in almost all other categories of vehicles licences renewed during the year.

2.1.5 Locally assembled vehicles numbering 31,633 constituted 17.43% of vehicles licences renewed in the state in the year 2005. The Peugeot series (505, 504, 304,306, 406) other Peugeots and pick-up and J5/J9) represented 9,835 or 31.01% of all the locally assembled vehicles in 2004 while Volkswagen series represented 21,789 or 68.91%.

2.1.6 RENEWAL OF MOTOR CYCLE LICENCES: 2004

2.1.7 A total number of 4,539 motorcycles licences were renewed in the state in 2005. Suzuki and Yamaha motorcycles recorded 632 or 13.92% and 638 or 14.06% respectively of the local motorcycles licences renewed during the year. A total number of 3,029 or 66.73% and 1,171 or 25.80% licences of Motorcycles were renewed for private and commercial use respectively in the year 2005. Motorcycles' licences renewed by the private sector companies in 2005 stood at 338 or 7.45%.

NEWLY- REGISTERED MOTOR VEHICLES BY TYPE OF VEHICLES AND BY
TYPE OF OWNERSHIP, LAGOS STATE: 2005

TABLE 1

TYPE OF VEHICLES	TYPE OF OWNERSHIP					TOTAL
	Private	Commercial	Government	Mission/ school.	*Corporation	
Saloon/Station wagon	62523	1301	232	133	6307	70496
Van, Pick-up and Kitcar	823	326	7	6	298	1460
Lorry/Truck	470	1069	5	3	233	1780
Minibus	3337	2861	24	89	677	6988
Omnibus	61	71		4	26	162
Tanker	5	9			2	16
Tractor	1	10			6	17
Trailer	5	44				49
Tipper	21	75			14	110
Total	67246	5766	268	235	7563	81078

Note: *- Corporation refers to private sector companies

NEWLY -REGISTERED MOTOR VEHICLES BY TYPE OF VEHICLES AND BY TYPE OF OWNERSHIP CONTROLLED BY LOCAL GOVERNMENT, LAGOS STATE: 2005

TABLE 1(a)

AGEGE L.G.A.

TYPE OF VEHICLES	TYPE OF OWNERSHIP					TOTAL
	Private	Commercial	Government	Mission/ school.	*Corporation	
Saloon/Station wagon	2822	74	1	3	101	3001
Van, Pick-up and Kitcar	28	3			12	43
Lorry/Truck	33	56			10	99
Minibus	165	179		1	36	381
Omnibus		1				1
Tanker		4				4
Tractor						
Trailer		25				25
Tipper						
Total	3048	342	1	4	159	3554

Note: *- Corporation refers to private sector companies

NEWLY- REGISTERED MOTOR VEHICLES BY TYPE OF VEHICLES AND BY TYPE OF OWNERSHIP CONTROLLED BY LOCAL GOVERNMENT, LAGOS STATE: 2005

TABLE 1(b)

AJEROMI/IFELODUN L.G.A.

TYPE OF VEHICLES	TYPE OF OWNERSHIP					TOTAL
	Private	Commercial	Government	Mission/ school.	*Corporation	
Saloon/Station wagon	1354					1354
Van, Pick-up and Kitcar	7	1				8
Lorry/Truck	5	1				6
Minibus	59	7			1	67
Omnibus						
Tanker						
Tractor						
Trailer						
Tipper	1					1
Total	1426	9			1	1436

Note: *- Corporation refers to private sector companies

NEWLY- REGISTERED MOTOR VEHICLES BY TYPE OF VEHICLES AND
BY TYPE OF OWNERSHIP CONTROLLED BY LOCAL GOVERNMENT,
LAGOS STATE: 2005

TABLE 1(c)

ALIMOSO L.G.A.

TYPE OF VEHICLES	TYPE OF OWNERSHIP					TOTAL
	Private	Commercial	Government	Mission/ school.	*Corporation	
Saloon/Station wagon	2741	52	2	7	139	2941
Van, Pick-up and Kitcar	31	24			12	67
Lorry/Truck	28	57	1	1	16	103
Minibus	169	107	1	7	19	303
Omnibus	6	2				8
Tanker						
Tractor		1				1
Trailer		2				2
Tipper	1	1				2
Total	2976	246	4	15	186	3427

Note: *- Corporation refers to private sector companies

NEWLY- REGISTERED MOTOR VEHICLES BY TYPE OF VEHICLES AND
BY TYPE OF OWNERSHIP CONTROLLED BY LOCAL GOVERNMENT,
LAGOS STATE: 2005

TABLE 1(d)

APAPA L.G.A.

TYPE OF VEHICLES	TYPE OF OWNERSHIP					TOTAL
	Private	Commercial	Government	Mission/ school.	*Corporation	
Saloon/Station wagon	2383	31		10	216	2640
Van, Pick-up and Kitcar	40	21			9	70
Lorry/Truck	37	51			8	96
Minibus	173	72		7	37	289
Omnibus	4	7		2	2	15
Tanker	1					1
Tractor		5				5
Trailer	1					1
Tipper		4				4
Total	2639	191		19	272	3121

Note: *- Corporation refers to private sector companies

NEWLY- REGISTERED MOTOR VEHICLES BY TYPE OF VEHICLES AND
BY TYPE OF OWNERSHIP CONTROLLED BY LOCAL GOVERNMENT,
LAGOS STATE: 2005

TABLE 1(e)

BADAGRY L.G.A.

TYPE OF VEHICLES	TYPE OF OWNERSHIP					TOTAL
	Private	Commercial	Government	Mission/ school.	*Corporation	
Saloon/Station wagon	542	2	1	1	17	563
Van, Pick-up and Kitcar	9	3		1	3	16
Lorry/Truck		7			5	12
Minibus	35	81	2	3	14	135
Omnibus	1	10				11
Tanker						
Tractor						
Trailer						
Tipper						
Total	587	103	3	5	39	737

Note:*- Corporation refers to private sector companies

NEWLY- REGISTERED MOTOR VEHICLES BY TYPE OF VEHICLES AND
BY TYPE OF OWNERSHIP CONTROLLED BY LOCAL GOVERNMENT,
LAGOS STATE: 2005

TABLE 1(f)

EPE L.G.A.

TYPE OF VEHICLES	TYPE OF OWNERSHIP					TOTAL
	Private	Commercial	Government	Mission/ school.	*Corporation	
Saloon/Station wagon	1915	63	5	2	327	2312
Van, Pick-up and Kitcar	75	5			14	94
Lorry/Truck	21	46			7	74
Minibus	113	134		2	17	266
Omnibus	2					2
Tanker						
Tractor		1				1
Trailer		1				1
Tipper		8				8
Total	2126	258	5	4	365	2758

Note: *- Corporation refers to private sector companies

NEWLY- REGISTERED MOTOR VEHICLES BY TYPE OF VEHICLES AND
BY TYPE OF OWNERSHIP CONTROLLED BY LOCAL GOVERNMENT,
LAGOS STATE: 2005

TABLE(g)

ETI-OSA L.G.A.

TYPE OF VEHICLES	TYPE OF OWNERSHIP					TOTAL
	Private	Commercial	Government	Mission/ school.	*Corporation	
Saloon/Station wagon	2100	35	4	12	419	2570
Van, Pick-up and Kitcar	9	6			8	23
Lorry/Truck	3	6			11	20
Minibus	60	15		3	28	106
Omnibus	1					1
Tanker						
Tractor						
Trailer						
Tipper	1	1				2
Total	2174	63	4	15	466	2722

Note*:- Corporation refers to private sector companies

NEWLY- REGISTERED MOTOR VEHICLES BY TYPE OF VEHICLES AND
BY TYPE OF OWNERSHIP CONTROLLED BY LOCAL GOVERNMENT,
LAGOS STATE: 2005

TABLE 1(h)

IBEJU-LEKKI L.G.A.

TYPE OF VEHICLES	TYPE OF OWNERSHIP					TOTAL
	Private	Commercial	Government	Mission/ school.	*Corporation	
Saloon/Station wagon	3420	15			208	3643
Van, Pick-up and Kitcar	44	18			11	73
Lorry/Truck	55	59			14	128
Minibus	387	154		2	154	697
Omnibus	1					1
Tanker	1					1
Tractor						
Trailer						
Tipper	3	7			1	11
Total	3911	253		2	388	4554

Note: *- Corporation refers to private sector companies

**NEWLY- REGISTERED MOTOR VEHICLES BY TYPE OF VEHICLES AND
BY TYPE OF OWNERSHIP CONTROLLED BY LOCAL GOVERNMENT,
LAGOS STATE: 2005**

TABLE 1 (I)

IFAKO-IJAYE L.G.A.

TYPE OF VEHICLES	TYPE OF OWNERSHIP					TOTAL
	Private	Commercial	Government	Mission/ school.	*Corporation	
Saloon/Station wagon	3860	138			19	4017
Van, Pick-up and Kitcar	63	11				74
Lorry/Truck	4	79				83
Minibus	148	160			1	309
Omnibus	1	3				4
Tanker		1				1
Tractor						
Trailer		1				1
Tipper						
Total	4076	393			20	4489

Note: *- Corporation refers to private sector companies

NEWLY- REGISTERED MOTOR VEHICLES BY TYPE OF VEHICLES AND
BY TYPE OF OWNERSHIP CONTROLLED BY LOCAL GOVERNMENT,
LAGOS STATE: 2005

TABLE 1(j)

IKEJA L.G.A.

TYPE OF VEHICLES	TYPE OF OWNERSHIP					TOTAL
	Private	Commercial	Government	Mission/ school.	*Corporation	
Saloon/Station wagon	18228	448	186	58	1947	20867
Van, Pick-up and Kitcar	235	103	6	3	128	475
Lorry/Truck	194	330	3		99	626
Minibus	870	805	7	27	192	1901
Omnibus	23	23		2	8	56
Tanker	1	3				4
Tractor		2			3	5
Trailer	3	15				18
Tipper	6	17			1	24
Total	19560	1746	202	90	2378	23976

Note: *- Corporation refers to private sector companies

NEWLY- REGISTERED MOTOR VEHICLES BY TYPE OF VEHICLES AND
BY TYPE OF OWNERSHIP CONTROLLED BY LOCAL GOVERNMENT,
LAGOS STATE: 2005

TABLE 1(k)

IKORODU L.G.A.

TYPE OF VEHICLES	TYPE OF OWNERSHIP					TOTAL
	Private	Commercial	Government	Mission/ school.	*Corporation	
Saloon/Station wagon	2654	28	1	2	184	2869
Van, Pick-up and Kitcar	67	15			5	87
Lorry/Truck	11	37			6	54
Minibus	132	134		1	25	292
Omnibus						
Tanker						
Tractor		1			3	4
Trailer						
Tipper		5			2	7
Total	2864	220	1	3	225	3313

Note: *- Corporation refers to private sector companies

NEWLY- REGISTERED MOTOR VEHICLES BY TYPE OF VEHICLES AND
BY TYPE OF OWNERSHIP CONTROLLED BY LOCAL GOVERNMENT,
LAGOS STATE: 2005

TABLE 1(I)

KOSOFE L.G.A.

TYPE OF VEHICLES	TYPE OF OWNERSHIP					TOTAL
	Private	Commercial	Government	Mission/ school.	*Corporation	
Saloon/Station wagon	1544	22	2	2	556	2126
Van, Pick-up and Kitcar	10	11			26	47
Lorry/Truck	2	35			17	54
Minibus	60	108		10	29	207
Omnibus	1					1
Tanker						
Tractor						
Trailer						
Tipper		2				2
Total	1617	178	2	12	628	2437

*Note: *- Corporation refers to private sector companies*

NEWLY- REGISTERED MOTOR VEHICLES BY TYPE OF VEHICLES AND
BY TYPE OF OWNERSHIP CONTROLLED BY LOCAL GOVERNMENT,
LAGOS STATE: 2005

TABLE 1(m)

LAGOS ISLAND L.G.A.

TYPE OF VEHICLES	TYPE OF OWNERSHIP					TOTAL
	Private	Commercial	Government	Mission/ school.	*Corporation	
Saloon/Station wagon	5443	122	4	7	696	6272
Van, Pick-up and Kitcar	73	48	1	1	18	141
Lorry/Truck	22	112		1	2	137
Minibus	267	400		1	21	689
Omnibus	2	3				5
Tanker						
Tractor	1					1
Trailer						
Tipper	1	4				5
Total	5809	689	5	10	737	7250

*Note: *- Corporation refers to private sector companies*

NEWLY- REGISTERED MOTOR VEHICLES BY TYPE OF VEHICLES AND
BY TYPE OF OWNERSHIP CONTROLLED BY LOCAL GOVERNMENT,
LAGOS STATE: 2005

TABLE 1(n)

LAGOS MAINLAND L.G.A.

TYPE OF VEHICLES	TYPE OF OWNERSHIP					TOTAL
	Private	Commercial	Government	Mission/ school.	*Corporation	
Saloon/Station wagon	2206	10	5	14	256	2491
Van, Pick-up and Kitcar	8	7			4	19
Lorry/Truck	4	22			6	32
Minibus	65	70	2	5	18	160
Omnibus	1	2			5	8
Tanker						
Tractor						
Trailer						
Tipper						
Total	2284	111	7	19	289	2710

Note:*- Corporation refers to private sector companies

NEWLY- REGISTERED MOTOR VEHICLES BY TYPE OF VEHICLES AND
BY TYPE OF OWNERSHIP CONTROLLED BY LOCAL GOVERNMENT,
LAGOS STATE: 2005

TABLE 1(o)

MUSHIN L.G.A.

TYPE OF VEHICLES	TYPE OF OWNERSHIP					TOTAL
	Private	Commercial	Government	Mission/ school.	*Corporation	
Saloon/Station wagon	1496	27	3	4	851	2381
Van, Pick-up and Kitcar	20	11			18	49
Lorry/Truck	6	24			2	32
Minibus	95	29		2	27	153
Omnibus	7	1				8
Tanker	2					2
Tractor						
Trailer						
Tipper	1	2				3
Total	1627	94	3	6	898	2628

Note: *- Corporation refers to private sector companies

NEWLY- REGISTERED MOTOR VEHICLES BY TYPE OF VEHICLES AND
BY TYPE OF OWNERSHIP CONTROLLED BY LOCAL GOVERNMENT,
LAGOS STATE: 2005

TABLE 1(p)

OJO L..G.A.

TYPE OF VEHICLES	TYPE OF OWNERSHIP					TOTAL
	Private	Commercial	Government	Mission/ school.	*Corporation	
Saloon/Station wagon	2296	34	2	2	47	2381
Van, Pick-up and Kitcar	20	10				30
Lorry/Truck	7	23	1		1	32
Minibus	126	95		1	8	230
Omnibus	2					2
Tanker		1				1
Tractor						
Trailer						
Tipper		1				1
Total	2451	164	3	3	56	2677

Note: * - Corporation refers to private sector companies

NEWLY- REGISTERED MOTOR VEHICLES BY TYPE OF VEHICLES AND
BY TYPE OF OWNERSHIP CONTROLLED BY LOCAL GOVERNMENT,
LAGOS STATE: 2005

TABLE 1(q)

OSHODI/SOLO L.G.A.

TYPE OF VEHICLES	TYPE OF OWNERSHIP					Total
	Private	Commercial	Government	Mission/ school.	*Corporation	
Saloon/Station wagon	1153	40			13	1206
Van, Pick-up and Kitcar	8	5				13
Lorry/Truck	3	25				28
Minibus	81	53				134
Omnibus	7	1				8
Tanker						
Tractor						
Trailer						
Tipper		2				2
Total	1252	126			13	1391

Note: *- Corporation refers to private sector companies

NEWLY- REGISTERED MOTOR VEHICLES BY TYPE OF VEHICLES AND
BY TYPE OF OWNERSHIP CONTROLLED BY LOCAL GOVERNMENT,
LAGOS STATE: 2005

TABLE 1(r)

SOMOLU L.G.A.

TYPE OF VEHICLES	TYPE OF OWNERSHIP					TOTAL
	Private	Commercial	Government	Mission/ school.	*Corporation	
Saloon/Station wagon	1163	31	1		1	1196
Van, Pick-up and Kitcar	23	3				26
Lorry/Truck	4	7				11
Minibus	88	44		1		133
Omnibus		2				2
Tanker						
Tractor						
Trailer						
Tipper						
Total	1278	87	1	1	1	1368

NNote: *- Corporation refers to private sector companies

NEWLY- REGISTERED MOTOR VEHICLES BY TYPE OF VEHICLES AND
BY TYPE OF OWNERSHIP CONTROLLED BY LOCAL GOVERNMENT,
LAGOS STATE: 2005

TABLE 1(s)

SURULERE L.G.A.

TYPE OF VEHICLES	TYPE OF OWNERSHIP					TOTAL
	Private	Commercial	Government	Mission/ school.	*Corporation	
Saloon/Station wagon	2982	46		8	156	3192
Van, Pick-up and Kitcar	32	16		1	25	74
Lorry/Truck	8	42		1	29	80
Minibus	157	147		13	48	365
Omnibus	4	16			2	22
Tanker					2	2
Tractor						
Trailer						
Tipper		2			10	12
Total	3183	269		23	272	3747

Note: * - Corporation refers to private sector companies

**NEWLY- REGISTERED MOTOR VEHICLES BY TYPE OF VEHICLES
AND LOCAL GOVERNMENT AREA: LAGOS STATE, 2005**

TABLE 2

TYPE OF VEHICLES	NUMBER OF MOTOR VEHICLES REGISTERED BY LOCAL GOVERNMENT AREA																			TOTAL
	Agege	Ajeromi/Ifelodu	Alimosho	Apapa	Badagry	Epe	Eti-Osa	Ibeju Lekki	Ifako/Ijaye	Ikeja	Ikorodu	Kosofe	Lagos Island	Lagos Mainland	Mushin	Ojo	Oshodi/Isolo	Somolu	Surulere	
Saloon/Station wagon	3001	1354	2941	2640	563	2312	2570	3643	4017	23341	2869	2126	6272	2491	2381	2381	1206	1196	3192	70496
Van, Pick-up and Kitcar	43	8	67	70	16	94	23	73	74	506	87	47	141	19	49	30	13	26	74	1460
Lorry/Truck	99	6	103	96	12	74	20	128	83	699	54	54	137	32	32	32	28	11	80	1780
Minibus	381	67	303	289	135	266	106	697	309	2070	292	207	689	160	153	230	134	135	365	6988
Omnibus	1		8	15	11	2	1	1	4	65		1	5	8	8	2	8		22	162
Tanker	4			1				1	1	4					2	1			2	16
Tractor			1	5		1				5	4		1							17
Trailer	25		2	1		1			1	19										49
Tipper		1	2	4		8	2	11		50	7	2	5		3	1	2		12	110
TOTAL	3554	1436	3427	3121	737	2758	2722	4554	4489	26759	3313	2437	7250	2710	2628	2677	1391	1368	3747	81078

SOURCE: Lagos State Licensing Office and Lagos State Central Office of Statistics (MEPB) Ikeja

**NEWLY- REGISTERED MOTOR VEHICLES BY LOCAL GOVERNMENT AREA
AND RESIDENCE OF OWNERS, LAGOS STATE :2005**

TABLE 3

STATE OF RESIDENCE OF OWNERS	NUMBER OF MOTOR VEHICLES REGISTERED BY LOCAL GOVERNMENT AREA																				TOTAL
	Agege	Ajeromi/ Ifelodun	Alimoso	Apapa	Badagry	Epe	Eti-Osa	Ibeju Lekki	Ifako/ Ijaye	Ikeja	Ikorodu	Kosofe	Lagos Island	Lagos Mainland	Mushin	Ojo	Oshodi/ Isolo	Somolu	Surulere		
Abia	6	2	28	69	12	15		19	41	100	17	6	34	8	12	67	16	2	109	563	
Adamawa			1	6	2					5			2			3			2	21	
Akwa Ibom	1	2	6	12	4	15		13	20	52	15	2	19	3	5	17	3	2	33	224	
Anambra	5	7	21	33	3	11		25	33	80	25	8	36	2	25	50	11	3	105	483	
Bauchi						1		2	1	2	1		3							10	
Balyesa		1		2	2	1		1	3	11			3	2		2		1	3	32	
Benue			3	4	1	2			8	11	3	2	4		1	3	1		7	50	
Borno	1	1	1	1			1		2	1		1	2	1				1	2	15	
Cross River	3		1	7	1	28	1	10	7	35	15		9	2	3	12	1	2	9	146	
Delta	6	5	26	36	13	22		26	39	145	41	12	61	7	20	32	8	10	72	581	
Ebonyi		1		1				2	6	6	2		1	1	1	3	1		5	30	
Edo	3	3	6	27	4	11	1	18	41	98	30	12	21	7	11	18	8	8	54	381	
Ekiti			4	7	1	10		2	14	44	8	4	12	2	5	3	5	1	4	126	
Enugu	15	6	16	26	8	17	1	19	42	79	17	9	26	4	11	75	19	6	65	461	
Gombe				1							1								2	4	
Imo	2	3	10	40	8	12	3	34	46	91	19	5	22	4	1	55	18	6	108	487	
Jigawa										1	1		2							4	
Kaduna	1	1	11	14	1	2		19	7	23	4		19	5	4	3	3	1	6	124	
Kano	1	7	1	10	1	2	1	3	5	16	1		5	1	2	6			5	67	
Katsina				1	1			1		2			2	1	1	1				10	
Kebbi	1			1						1						1			1	5	
Kogi	1		2	1		6		3	5	14	2	1	2	1	6	4	2		3	53	
Kwara	1		9	7	2	6		8	12	66	7	9	24	3	4	3	4	2	12	179	
Lagos	3426	1357	2901	2537	578	2425	2698	3989	3659	23885	2843	2255	6556	2561	2361	2145	1157	1253	2817	71403	
Nassarawa										2	2		1	1						6	
Niger			5	5	1	1		6	4	8	4	2	3			5		2	2	48	
Ogun	38	18	241	65	50	76	4	115	217	684	130	43	109	33	62	26	74	27	56	2068	
Ondo	3	7	18	18	4	8		16	23	99	21	5	17	1	11	9	9		20	289	
Osun	7		10	12	4	13		30	18	120	6	5	21	2	5	2	2	7	18	282	
Oyo	17	6	31	46	10	32	3	87	93	625	43	33	76	19	23	28	25	19	45	1261	
Plateau			1	4	2	2		4	3	13	1	1	6	2	3	4			5	51	
Rivers	10	8	47	84	18	30	3	70	117	295	36	12	114	28	41	76	18	6	134	1147	
Sokoto			1	3				1		7			2	1		1			3	19	
Taraba			1	1						7	1				1					11	
Yobe									1	1									1	3	
Zamfara						1				2										3	
F.C.T.Abuja	6	1	25	40	6	9	6	31	22	128	17	10	36	8	9	23	6	9	39	431	
Total	3554	1436	3427	3121	737	2758	2722	4554	4489	26759	3313	2437	7250	2710	2628	2677	1391	1368	3747	81078	

SOURCE: Lagos State Licensing Office and Lagos State Central Office of Statistics (MEPB) Ikeja

**NEWLY- REGISTERED MOTOR VEHICLES CLASSIFIED BY MAKE
AND TYPE OF OWNERSHIP, LAGOS STATE: 2005**

TABLE 4

MAKE OF VEHICLES	NUMBER OF MOTOR VEHICLE REGISTERED BY TYPE OF OWNERSHIP					TOTAL
	Private	Commercial	Government	Mission/School	*Corporation	
UNITED KINGDOM						
Bedford	87	55			2	144
Sub-Total	87	55			2	144
JAPAN						
Datsun	122	4			3	129
Honda	7511	23	4	9	609	8156
Toyota	17033	665	106	80	2979	20863
Mazda	3305	375	1	2	116	3799
Suzuki (VEH)	78				10	88
Daihatsu	28				2	30
Isuzu	679	125	2	2	64	872
Nissan	8413	468	28	25	489	9423
Mitsubishi	2688	327	5	23	340	3383
Galant	751	7	1	1	18	778
Lancer	414	49	1	1	34	499
Subaru	46				1	47
Hyundai	490	17	1	6	372	886
Renault	177	36			30	243
Ford	894	151	1	10	77	1,133
Fiat	129	119		1	31	280
skoda	47				38	85
Sub-Total	42805	2366	150	160	5213	50694
AUSTRIA						
Steyr	4	22	1		6	33
MACK	23	37			10	70
Sub-Total	27	59	1		16	103
KOREA						
Daewoo	199	1			47	247
Kia	932	23	44	8	480	1,487
Sub-Total	1131	24	44	8	527	1,734
GERMANY						
M. Benz	8649	417	8	21	328	9423
B.M.W.	1931	5	3	2	109	2050
Audi	1044	12		3	38	1097
V/W Bora	27				18	45
OPEL	599	14		3	18	634
DAF	79	236			40	355
MAN	122	330	1		63	516
Sub-Total	12451	1014	12	29	614	14120
SWEDEN						
Volvo	984	27		1	36	1,048
Sub-Total	984	27		1	36	1,048
NIGERIA						
Pgt505	225	8	5	1	16	255
Pgt504	318	15	34	5	111	483
Pgt204/205/206	2				1	3
Pgt304/305/306	90		2		65	157
Pgt404/405/406	261	12	5		100	378
Other Pgts	268	11	3		46	328
J5/J9	9	4			2	15
V/W Santana	95	12			4	111
Passat	554	67			34	655
Golf	1251	64	1	2	53	1371
Jetta	658	10			23	691
Kombi Bus	731	1254		14	94	2093
Other V/W	781	187		5	201	1174
Pgt604/605/606/607		1				1
Sub-Total	5243	1645	50	27	750	7,715
OTHERS						
Others	4513	576	11	10	341	5451
Sub-Total	4513	576	11	10	341	5451
CHINA						
Quingqi	5				64	69
Sub-Total	5				64	69
TOTAL	67246	5766	268	235	7563	81078

*Corporation refers to private sector company

SOURCE: Lagos State Licensing Office and Lagos State Central Office of Statistics (MEPB) Ikeja

TABLE 5

**NEWLY- REGISTERED MOTOR VEHICLES CLASSIFIED BY MAKE/COUNTRY OF ORIGIN
AND LOCAL GOVERNMENT AREA, LAGOS STATE: 2005**

COUNTRY OF ORIGIN/MAKE OF VEHICLES	NUMBER OF MOTOR VEHICLES REGISTERED BY LOCAL GOVERNMENT AREA																			TOTAL
	Agege	Ajeromi/ Ifelodun	Alimoso	Apapa	Badagry	Epe	Eti-Osa	Ibeju Lekki	Ifako/Ijaye	Ikeja	Ikorodu	Kosofe	Island	Mainland	Mushin	Ojo	Oshodi/Isolo	Somolu	Surulere	
UNITED KINGDOM																				
Bedford	23	13	3		1	1	1	3	3	50	3	2	19	16	1	1	3		1	
Sub-Total	23	13	3		1	1	1	3	3	50	3	2	19	16	1	1	3		1	
JAPAN																				
Datsun	19	12	3	1		1	4	2	5	55	6		4	13	1	1	1	1		
Honda	266	112	272	321	50	222	389	309	523	2775	328	230	793	278	397	268	129	139	355	
Toyota	782	315	668	674	148	796	757	2109	1113	6690	746	908	2061	623	443	559	319	289	863	
Mazda	173	73	227	145	103	147	96	155	201	1240	224	120	289	103	80	123	80	84	136	
Suzuki (VEH)	7	1	3	3		3	7	2	6	30	4	5	4	2	1	5	1	2	2	
Daihatsu			2	2		2			1	8	3	1	5	2		2			2	
Isuzu	46	16	58	34	11	36	24	37	40	301	39	13	79	33	33	19	5	23	25	
Nissan	425	153	500	428	117	309	287	381	542	3212	426	276	765	301	235	317	176	172	401	
Mitsubishi	141	91	138	130	20	119	167	110	202	1049	130	83	256	241	83	123	66	53	181	
Galant	39	5	27	23	8	18	15	25	55	260	54	16	61	5	22	38	20	31	56	
Lancer	25	7	15	9	6	26	1	17	25	159	35	8	70	8	18	20	11	21	18	
Subaru	1		3	1		2	1		2	23	1		4	2		2		1	4	
Hyundai	31	9	26	32	5	27	31	12	31	214	14	13	43	19	338	5	8	12	16	
RENAULT	8	7	5	9	2	2	10	8	48	79	9	8	21	9	1	5	3	3	6	
Ford	29	11	52	57	13	38	31	71	54	385	49	24	98	28	22	54	35	21	61	
Fiat	12		13	28	4	6	3	26	13	93	12	12	23	6	4	6	4	5	10	
skoda		1	2	11		1	14	1	2	28	2	2	6		12	1		1	1	
Sub-Total	2004	813	2014	1908	487	1755	1837	3265	2863	16601	2082	1719	4582	1673	1690	1548	858	858	2137	
AUSTRIA																				
Steyr	2		1	8		1				9	11	1								
MACK			2	11	2				8	24			10	4			7		2	
Sub-Total	2		3	19	2	1			8	33	11	1	10	4			7		2	
KOREA																				
Daewoo	35		46	2		1	14	8	14	86	7	2	4	4	1	1	2	6	14	
Kia	58		47	35	2	68	49	161	24	547	61	7	227	28	41	90	6	18	18	
Sub-Total	93		93	37	2	69	63	169	38	633	68	9	231	32	42	91	8	24	32	

SOURCE: Lagos State Licensing Office and Lagos State Central Office of Statistics (MEPB) Ikeja

TABLE 5

**NEWLY- REGISTERED MOTOR VEHICLES CLASSIFIED BY MAKE/COUNTRY OF ORIGIN
AND LOCAL GOVERNMENT AREA, LAGOS STATE: 2005**

COUNTRY OF ORIGIN/MAKE OF VEHICLES	NUMBER OF MOTOR VEHICLES REGISTERED BY LOCAL GOVERNMENT AREA																			TOTAL
	Agege	Ajeromi/ Ifelodun	Alimoso	Apapa	Badagry	Epe	Eti-Osa	Ibeju Lekki	Ifako/Ijaye	Ikeja	Ikorodu	Kosofe	Island	Mainland	Mushin	Ojo	Oshodi/Isolo	Somolu	Surulere	
GERMANY																				
M. Benz	435	271	351	437	59	281	262	399	582	2923	434	205	711	341	205	475	204	125	723	9423
B.M.W.	122	49	80	87	28	57	69	68	129	730	61	61	144	72	42	89	35	31	96	2050
Audi	54	27	50	38	10	22	44	35	72	350	46	25	88	50	29	59	19	16	63	1097
V/W Bora	11			1			7	1	1	10			8	1	1	1	1		2	45
OPEL	47	24	44	16	4	37	19	11	30	188	52	18	42	29	4	19	8	17	25	634
DAF	12	1	13	15	1	11	2	30	14	167	8	11	35	5	1	1	8	3	17	355
MAN	41		40	15	2	16	6	20	13	204	18	12	47	10	12	14	9	2	35	516
Sub-Total	722	372	578	609	104	424	409	564	841	4572	619	332	1075	508	294	658	284	194	961	14120
SWEDEN																				
Volvo	49	28	52	40	14	37	27	42	60	320	53	34	74	41	20	48	21	28	60	1048
Sub-Total	49	28	52	40	14	37	27	42	60	320	53	34	74	41	20	48	21	28	60	1048
NIGERIA																				
Pgt505	13	15	5	10	1	7	13	7	10	87	18	5	13	16	4	9	7	1	14	255
Pgt504	44	12	20	6	2	15	35	9	12	178	3	23	56	26	9	17	3	10	3	483
Pgt204/205/206			1							1									1	3
Pgt304/305/306	18		10	13	1	5	10	2	3	72	1	3	8	2	3	3		1	2	157
Pgt404/405/406	8	2	4	14	4	5	10	10	17	165	8	6	68	19	7	9	1	8	13	378
Other Pgts	28	1	19	10		8	43	14	9	123	11	3	23	6	3	15	7	2	3	328
J5/J9	1		1	1		1		1		4			2	1					3	15
V/W Santana	11	3	6	1		6	2		1	49	2	1	14	11	1	2			1	111
Passat	40	23	16	12	7	19	15	28	42	215	28	36	43	25	23	25	11	20	27	655
Golf	106	40	77	44	10	36	33	49	56	508	58	34	87	42	25	54	23	25	64	1371
Jetta	39	5	38	31	15	21	12	22	43	220	27	17	45	34	20	21	10	27	44	691
Kombi Bus	170	26	112	74	43	63		68	91	672	54	63	230	68	65	67	41	48	138	2093
Other V/W	13	33	24	22	5	41	138	93	24	362	50	15	61	46	153	19	11	33	31	1174
Pgt604/605/606/607																			1	1
Sub-Total	491	160	333	238	88	227	311	303	308	2656	260	206	650	296	313	241	115	175	344	7715
Others																				
Others	170	50	351	250	39	244	74	208	368	1894	217	134	605	97	268	90	93	89	210	5451
Sub Total	170	50	351	250	39	244	74	208	368	1894	217	134	605	97	268	90	93	89	210	5451
China																				
Quingqi				20									4	43					2	69
Sub-Total				20									4	43					2	69
GRAND TOTAL	3554	1436	3427	3121	737	2758	2722	4554	4489	26759	3313	2437	7250	2710	2628	2677	1391	1368	3747	81078

SOURCE: Lagos State Licensing Office and Lagos State Central Office of Statistics (MEPB) Ikeja

**NEWLY- REGISTERED PRIVATE MOTOR VEHICLES CLASSIFIED BY MAKE/COUNTRY OF ORIGIN
AND LOCAL GOVERNMENT AREA, LAGOS STATE: 2005**

TABLE 6A

COUNTRY OF ORIGIN/MAKE OF VEHICLES	NUMBER OF MOTOR VEHICLES REGISTERED BY LOCAL GOVERNMENT AREA																			TOTAL
	Agege	Ajeromi/ Ifelodun	Alimoso	Apapa	Badagry	Epe	Eti-Osa	Ibeju Lekki	Ifako/Ijaye	Ikeja	Ikorodu	Kosofe	Island	Mainland	Mushin	Ojo	Oshodi/Isolo	Somolu	Surulere	
U K																				
Bedford	19	13	2				1	2	1	27			3	16	1	1	1			
Sub-Total	19	13	2				1	2	1	27			3	16	1	1	1			
JAPAN																				
Datsun	17	12	3	1			4	2	4	53	6		3	13	1	1	1	1		
Honda	260	112	263	288	50	209	329	277	523	2590	316	205	721	263	240	258	124	139	344	
Toyota	714	313	573	600	115	506	577	1767	1021	5351	660	441	1678	546	301	530	297	285	758	
Mazda	159	73	206	139	88	125	88	136	170	1072	175	100	240	91	73	117	64	82	107	
Suzuki (VEH)	6	1	2	3		3	4	2	6	27	3	5	4	2		5	1	2	2	
Daihatsu			2	2		2			1	7	3	1	5	2		2			1	
Isuzu	40	16	44	27	7	27	17	35	33	233	32	7	53	31	18	16	5	19	19	
Nissan	392	153	465	355	98	277	244	346	523	2835	397	226	668	268	179	293	165	169	360	
Mitsubishi	128	91	126	96	16	103	125	93	173	815	108	62	202	157	57	107	60	49	120	
Galant	38	5	27	22	8	16	15	25	55	247	53	13	58	5	20	38	20	31	55	
Lancer	24	7	14	9	6	22	1	17	23	125	29	6	60	3	10	17	11	15	15	
Subaru	1		3	1		2	1		2	23	1		4	2		2		1	3	
Hyundai	30	9	23	13	4	17	11	11	30	172	10	8	35	13	64	5	8	11	16	
Renault	8	7	4	8	1	2	5	6	44	48	6	2	16	8	1	3	3	2	3	
Ford	27	9	40	50	10	26	20	62	49	296	42	17	74	19	16	37	32	18	50	
Fiat	4		7	23		1	2	17	2	42	3	4	7	3	1	3	1	5	4	
skoda		1				1	12	1	2	14	2		6		5	1		1	1	
Sub-Total	1848	809	1802	1637	403	1339	1455	2797	2661	13950	1846	1097	3834	1426	986	1435	792	830	1858	
AUSTRIA																				
Steyr										4										
MACK			1	9						13										
Sub-Total			1	9						17										
KOREA																				
Daewoo	27		34	2		1	11	7	14	65	6	1	4	3	1	1	2	6	14	
Kia	28		33	15	1	40	37	160	24	332	25	4	82	23	7	85	6	18	12	
Sub Total	55		67	17	1	41	48	167	38	397	31	5	86	26	8	86	8	24	26	

SOURCE: Lagos State Licensing Office and Lagos State Central Office of Statistics [MEPB] Ikeja

**NEWLY- REGISTERED PRIVATE MOTOR VEHICLES CLASSIFIED BY MAKE/COUNTRY OF ORIGIN
AND LOCAL GOVERNMENT AREA, LAGOS STATE: 2005**

TABLE 6A

COUNTRY OF ORIGIN/MAKE OF VEHICLES	NUMBER OF MOTOR VEHICLES REGISTERED BY LOCAL GOVERNMENT AREA																			TOTAL
	Agege	Ajeromi/ Ifelodun	Alimoso	Apapa	Badagry	Epe	Eti-Osa	Ibeju Lekki	Ifako/Ijaye	Ikeja	Ikorodu	Kosofe	Island	Mainland	Mushin	Ojo	Oshodi/Isolo	Somolu	Surulere	
GERMANY																				
M. Benz	389	271	326	409	56	248	222	367	551	2659	404	170	649	313	179	450	196	120	670	8649
B.M.W.	118	49	80	85	28	56	63	63	129	653	61	59	130	70	41	88	35	31	92	1931
Audi	50	27	49	38	10	21	42	35	72	332	42	25	80	49	21	57	17	16	61	1044
V/W Bora	2			1			6	1	1	9			1	1	1	1	1		2	27
OPEL	46	24	44	15	4	37	17	11	30	170	49	15	42	28	3	18	8	17	21	599
DAF		1	5	6				11		49	4		1			1	1			79
MAN	19		7	2		5	2	7		55	2		10	4	2	4	1	1	1	122
Sub Total	624	372	511	556	98	367	352	495	783	3927	562	269	913	465	247	618	259	186	847	12451
SWEDEN																				
Volvo	47	28	45	38	13	35	25	40	57	290	50	31	72	41	19	46	21	28	58	984
Sub-Total	47	28	45	38	13	35	25	40	57	290	50	31	72	41	19	46	21	28	58	984
NIGERIA																				
Pgt505	13	15	4	8	1	7	13	7	10	70	13	4	12	14	4	9	7	1	13	225
Pgt504	40	12	18	1	2	13	25	8	8	110	3	5	17	22	4	14	3	10	3	318
Pgt204/205/206			1							1										2
Pgt304/305/306	12		9	3	1		7	2	3	36		3	7		2	2		1	2	90
Pgt404/405/406	3	2	4	14	4	5	8	4	17	101	5	5	38	19	4	9	1	8	10	261
Other Pgts	19	1	14	10		5	26	14	9	103	10	3	19	6	3	14	7	2	3	268
J5/J9			1			1		1		3			2	1						9
V/W Santana	11	3	6	1		4	2		1	37	1		14	11	1	2			1	95
Passat	40	23	15	9	5	16	13	25	40	180	20	27	33	20	14	24	11	16	23	554
Golf	99	40	69	40	10	35	32	47	54	440	56	26	84	41	20	52	22	24	60	1251
Jetta	38	5	35	30	15	18	12	21	43	208	23	16	45	33	19	20	10	26	41	658
Kombi Bus	41	24	58	40	8	13		19	25	273	14	16	49	20	39	36	13	11	32	731
Other V/W	12	30	8	16	4	25	102	82	14	274	34	14	47	41	18	7	5	27	21	781
Pgt604/605/606/607																				
Sub-Total	328	155	242	172	50	142	240	230	224	1836	179	119	367	228	128	189	79	126	209	5243
OTHERS																				
Others	127	49	306	210	22	202	53	180	312	1474	196	96	531	82	238	76	90	84	185	4513
Sub-Total	127	49	306	210	22	202	53	180	312	1474	196	96	531	82	238	76	90	84	185	4513
China																				
Quingqi													3				2			5
Sub-Total													3			2				5
GRAND TOTAL	3048	1426	2976	2639	587	2126	2174	3911	4076	21918	2864	1617	5809	2284	1627	2451	1252	1278	3183	67246

SOURCE: Lagos State Licensing Office and Lagos State Central Office of Statistics [MEPB] Ikeja

**NEWLY- REGISTERED COMMERCIAL MOTOR VEHICLES CLASSIFIED BY MAKE/COUNTRY OF ORIGIN
AND LOCAL GOVERNMENT AREA, LAGOS STATE: 2005**

TABLE 6B

COUNTRY OF ORIGIN/MAKE OF VEHICLES	NUMBER OF MOTOR VEHICLES REGISTERED BY LOCAL GOVERNMENT AREA																			TOTAL
	Agege	Ajeromi/ Ifelodun	Alimoso	Apapa	Badagry	Epe	Eti-Osa	Ibeju Lekki	Ifako/Ijaye	Ikeja	Ikorodu	Kosofe	Island	Mainland	Mushin	Ojo	Oshodi/Isolo	Somolu	Surulere	
U K																				
Bedford	4		1		1	1			2	22	3	2	16				2		1	
Sub Total	4		1		1	1			2	22	3	2	16				2		1	
JAPAN																				
Datsun	2							1					1							
Honda	3		1	2						14			1			1	1			
Toyota	38	2	30	23	15	44	5	31	78	203	19	21	81	9	13	15	13	3	22	
Mazda	13		15	2	10	20	1	17	31	123	39	11	42	8	3	4	16	2	18	
Daihatsu																				
Isuzu	4		11	6	3	9	3	1	7	44	5	3	19		4	3		2	1	
Nissan	25		19	29	10	14	5	34	19	141	18	24	69	6	9	19	11	3	13	
Mitsubishi	11		4	11	4	4	14	13	29	116	10	11	41	6	5	13	6	4	25	
Galant	1					1				5										
Lancer	1		1			2			2	22	5	1	3	1		2		6	3	
Subaru																				
Hyundai	1		1	1					1	6	2	1	3					1		
RENAULT				1	1		2	2	4	16	2		3	1		1		1	2	
Ford	2	1	7	4	1	8	1	9	5	54	5	1	15	7	5	15	3	3	5	
Fiat	7		5	1	2	5		8	11	43	4	5	16	2	3	3	3		1	
skoda																				
Sub Total	108	3	94	80	46	107	31	115	188	787	109	78	294	40	42	76	53	25	90	
AUSTRIA																				
Steyr	2		1	8		1				4	5	1								
MACK			1	2	1				8	4			10	4			7			
Sub Total	2		2	10	1	1			8	8	5	1	10	4			7			
KOREA																				
Daewoo	1																			
Kia	1		1							3		1	7		6	4				
Sub Total	2		1							3		1	7		6	4				

SOURCE: Lagos State Licensing Office and Lagos State Central Office of Statistics [MEPB] Ikeja

**NEWLY- REGISTERED COMMERCIAL MOTOR VEHICLES CLASSIFIED BY MAKE/COUNTRY OF ORIGIN
AND LOCAL GOVERNMENT AREA, LAGOS STATE: 2005**

TABLE 6B

COUNTRY OF ORIGIN/MAKE OF VEHICLES	NUMBER OF MOTOR VEHICLES REGISTERED BY LOCAL GOVERNMENT AREA																			TOTAL
	Agege	Ajeromi/ Ifelodun	Alimoso	Apapa	Badagry	Epe	Eti-Osa	Ibeju Lekki	Ifako/Ijaye	Ikeja	Ikorodu	Kosofe	Island	Mainland	Mushin	Ojo	Oshodi/Isolo	Somolu	Surulere	
GERMANY																				
M. Benz	44		15	14	3	23	7	23	31	126	12	11	34	8	8	18	8	5	27	417
B.M.W.	1									4										5
Audi	2		1			1				4	2						2			12
V/W Bora																				
OPEL										8	1	3							2	14
DAF	12		7	9	1	11	1	15	14	95	3	10	34	5	1	1	7	2	8	236
MAN	22		28	13	2	11	2	12	13	116	16	9	37	3	9	9	8	1	19	330
Sub Total	81		51	36	6	46	10	50	58	353	34	33	105	16	18	28	25	8	56	1014
SWEDEN																				
Volvo	2		5	1		2		2	3	10		2								27
Sub Total	2		5	1		2		2	3	10		2								27
NIGERIA																				
Pgt505										4		1	1	1					1	8
Pgt504	3							1		9		1	1							15
Pgt204/205/206																				
Pgt304/305/306																				
Pgt404/405/406										12										12
Other Pgts			1			2				7						1				11
J5/J9	1									1									2	4
V/W Santana										10	1	1								12
Passat			1	2	2	3		1	2	29	6	3	7	3		1		4	3	67
Golf	7		6					2	2	37	1	1	2	1	1	1	1	1	1	64
Jetta	1					2		1		3					1			1	1	10
Kombi Bus	103	2	49	27	32	49		49	65	367	39	44	180	41	19	29	28	37	94	1254
Other V/W		3	12	3		15	18	10	9	65	10		8		3	11	6	6	8	187
Pgt604/605/606/607																	1			1
Sub Total	115	5	69	32	34	71	18	64	78	544	57	51	199	46	24	43	36	49	110	1645
OTHERS																				
Others	28	1	23	32	15	30	4	22	56	243	12	10	58	5	4	13	3	5	12	576
Sub Total	28	1	23	32	15	30	4	22	56	243	12	10	58	5	4	13	3	5	12	576
GRAND TOTAL	342	9	246	191	103	258	63	253	393	1970	220	178	689	111	94	164	126	87	269	5766

SOURCE: Lagos State Licensing Office and Lagos State Central Office of Statistics [MEPB] Ikeja

NEWLY- REGISTERED MOTOR VEHICLES BY TYPE OF VEHICLES AND BY YEAR OF REGISTRATION:1990-2005

TABLE 7(a)

TYPE OF VEHICLES	NUMBER OF MOTOR VEHICLES REGISTERED ANNUALLY															
	1990	1991	1992	1993	1994	1995	1996	1997	1998	1999	2000	2001	2002	2003	2004	2005
Saloon/Station wagon	20,973	23,457	33,666	36,286	31,064	20,249	22082	12,511	10,529	12,104	27,729	112,600	127446	95326	57826	70496
Van, Pick-up and Kitcar	824	1,512	2,078	3,608	2,327	1,025	1,163	345	367	361	341	1,269	1876	1523	1146	1460
Lorry/Truck	539	421	863	1,157	960	766	634	237	358	344	494	4,016	4791	3526	1723	1780
Minibus	3,096	4,909	5,321	6,682	7,447	4,941	4,138	1,580	1,573	1,920	3,175	14,529	15469	10897	6292	6988
Omnibus	609	133	900	1,209	1,369	527	605	305	36	98	256	552	833	366	202	162
Tanker	86	42	124	306	157	18	3	9	5	7	1	16	12	2	6	16
Tractor	127	69	54	79	45	23	6	16	5	13	29	41	46	42	25	17
Trailer	143	160	330	314	56	5	13	8	6	9	16	53	88	96	70	49
Tipper												20	59	55	86	110
Total	26397	30703	43336	49641	43,425	27,554	28,644	15,011	12,879	14,856	32,041	133,096	150,620	111833	67376	81078

SOURCE: Lagos State Licensing Office and Lagos State Central Office of Statistics [MEPB] Ikeja

**NEWLY- REGISTERED MOTOR VEHICLES BY TYPE OF OWNERSHIP
AND YEAR OF REGISTRATION, LAGOS STATE:1989-2005**

TABLE 7(b)

TYPE OF OWNERSHIP	1989	1990	1991	1992	1993	1994	1995	1996	1997	1998	1999	2000	2001	2002	2003	2004	2005
PRIVATE	6277	15267	17559	27422	27169	26723	18862	21892	12205	10073	11260	25944	107555	121646	91669	53322	67246
COMMERCIAL	742	2372	4768	7959	11011	8204	4680	3616	1482	1057	1544	2270	13078	15651	9700	5879	5766
GOVERNMENT	241	661	523	860	781	257	187	131	73	87	86	204	320	373	148	216	268
MISSION/SCHOOL	79	66	102	474	453	131	123	134	17	53	76	105	370	419	365	258	235
*CORPORATION	4456	8037	7751	6621	10227	8110	3702	2871	1234	1609	1890	3518	11773	12531	9951	7701	7563
TOTAL	11795	26403	30703	43336	49641	43425	27554	28644	15011	12879	14856	32041	133096	150620	111833	67376	81078

*Corporation refers to private sector company

SOURCE: Lagos State Licensing Office and Lagos State Central Office of Statistics [MEPB] Ikeja

NEWLY - REGISTERED MOTOR CYCLES BY MAKE AND BY TYPE OF OWNERSHIP, LAGOS STATE: 2005

TABLE 8

MAKE OF CYCLES	TYPE OF OWNERSHIP					TOTAL
	Private	Commercial	Government	Mission/School	*Corporation	
SUZUKI	464	80		2	21	567
HONDA	631	46	3	2	172	854
KAWAZAKI	38					38
YAMAHA	342	57			24	423
VESPA	8	1				9
BAJAJ	14	2			3	19
OTHERS	1579	454			100	2133
KEKE NAPEP	119	43			1	163
SKYGO	32	9			1	42
QUINGO	100	5			23	128
JINCHENG	1905	566			71	2542
NANFANG	242	60			3	305
KEKE MARWA	50	4				54
NIPPON	169	10			6	185
SINOIKI	469	84			2	555
JINKE	4	1				5
TOTAL	6166	1422	3	4	427	8022

SOURCE: *Lagos State Licensing Office and Lagos State Central Office of Statistics (MEPB) Ikeja*

**NEWLY- REGISTERED MOTOR CYCLES BY LOCAL GOVERNMENT AREA
AND BY MAKE/COUNTRY OF ORIGIN , LAGOS STATE : 2005**

TABLE 9

COUNTRY OF ORIGIN/MAKE OF CYCLES	NUMBER OF MOTOR CYCLES REGISTERED BY LOCAL GOVERNMENT AREA																			TOTAL
	Agege	Ajeromi/ Ifelodun	Alimoso	Apapa	Badagry	Epe	Eti-Osa	Ibeju Lekki	Ifako/ Ijaye	Ikeja	Ikorodu	Kosofe	Lagos Island	Lagos Mainland	Mushin	Ojo	Oshodi/ Isolo	Somolu	Surulere	
JAPAN																				
SUZUKI	79	4	61	9	17	10	31	65	13	121	20	16	47	22	10	13	12	7	10	
KAWAZAKI	2		2	1		1	1			12			17						2	
YAMAHA	2	18	3	16	20	1	36	58	1	90	4	3	67	16	16	12	7	13	40	
KEKE NAPEP	6		5	13		5	1	5	11	61		7	17	9	1		17		5	
SKYGO			2	3			15			11				6	1			1	3	
QUINGO	2	1	4		3	2	4		2	41		26	4	21	12		2	2	2	
JINCHENG	113	38	166	114	22	98	61	164	92	772	167	73	160	109	47	112	79	47	108	
NANFANG	29	11	35	4	9	39	26	2	10	106	10	2	4	3	2	1	6	4	2	
NIPPON	2	10	2	1			12	31	3	75	3		21	16	1	1	6		1	
SINOIKI	2		48	6		14	4	92	37	269	32	4	16	7	5	1	9		9	
JINKE			2																3	
Sub-Total	237	82	330	167	71	170	191	417	169	1558	236	131	353	209	95	140	138	74	185	
ITALY																				
VESPA		1		1			1				1		1	3		1				
BAJAJ				1			6			1		2	6	2	1					
Sub-Total		1		2			7			1	1	2	7	5	1	1				
FRANCE																				
HONDA	24	6	45	48	12	38	63	82	11	256	6	2	131	35	13	15	10	32	25	
PEUGEOT																				
Sub-Total	24	6	45	48	12	38	63	82	11	256	6	2	131	35	13	15	10	32	25	
OTHERS																				
OTHERS	103	71	136	102	22	122	50	261	57	522	71	30	213	74	55	83	17	59	85	
Sub-Total	103	71	136	102	22	122	50	261	57	522	71	30	213	74	55	83	17	59	85	
INDIA																				
KEKE MARWA	3	25					2			12				8	1				3	
Sub-Total	3	25					2			12				8	1				3	
GRAND TOTAL	367	185	511	319	105	330	313	760	237	2349	314	165	704	331	165	239	165	165	298	

SOURCE: Lagos State Licensing Office and Lagos State Central Office of Statistics (MEPB) Ikeja

TABLE 10

NEWLY- REGISTERED MOTOR CYCLES BY MAKE AND BY YEAR OF REGISTRATION 1988-2005

COUNTRY OF ORIGIN/MAKE OF CYCLES	1988	1989	1990	1991	1992	1993	1994	1995	1996	1997	1998	1999	2000	2001	2002	2003	2004	2005
JAPAN																		
SUZUKI	255	161	191	148	423	1508	5469	2978	2429	4343	6166	5853	3112	6856	14579	6953	1300	567
KAWAZAKI	177	9	31	37	45	325	101	12	12		93	2	10	129	122	39	6	38
YAMAHA	29	90	91	23	324	876	4202	1804	1546	3214	3294	4322	2951	4302	9023	5355	1195	423
KEKE NAPEP																159	23	163
SKYGO																478	58	42
QUINGO																1168	332	128
JINCHENG																7259	3548	2542
NANFANG																1179	464	305
NIPPON																		185
SINOIKI																		555
JINKE																		5
Sub-Total	461	260	313	208	792	2709	9772	4794	3987	7557	9553	10177	6073	11287	23724	22590	6926	4953
ITALY																		
VESPA	36	38	16	17	33	249	446	330	231	154	128	35	38	177	353	281	29	9
BAJAJ	32	12	4	4	4	21	20	3	2		12	14	1	7	32	34	42	19
Sub-Total	68	50	20	21	37	270	466	333	233	154	140	49	39	184	385	315	71	28
FRANCE																		
HONDA	187	282	368	326	284	880	747	438	129	126	224	226	108	771	1048	1431	726	854
PEUGEOT	22	23	20	1	10	1	3							10		17		
Sub-Total	209	305	388	327	294	881	750	438	129	126	224	226	108	781	1048	1448	726	854
OTHERS																		
OTHERS							74	45	79	120	374	614	443	888	8295	7412	3825	2133
Sub-Total							74	45	79	120	374	614	443	888	8295	7412	3825	2133
INDIA																		
KEKE MARWA																11	1	54
Sub-Total																11	1	54
GRAND TOTAL	738	615	721	556	1123	3860	11062	5610	4428	7957	10291	11066	6663	13140	33452	31776	11549	8022

SOURCE: Lagos State Licensing Office and Lagos State Central Office of Statistics (MEPB) Ikeja

TABLE 11

NUMBER OF VEHICLES' LICENSES RENEWED BY TYPE OF VEHICLES
AND BY TYPE OF OWNERSHIP, LAGOS STATE :2005

TYPE OF VEHICLES	TYPE OF OWNERSHIP					
	Private	Commercial	Government	Mission/School	Corporation	TOTAL
Saloon/Station wagon	148385	5836	182	110	6593	161106
Van, Pick-up and kitcar	496	2217		2	343	3058
Lorry/Truck	263	1601			304	2168
Minibus	3299	10289	8	62	471	14129
Omnibus	80	237	1	2	26	346
Tanker	1	7			1	9
Tractor	2	1			1	4
Trailer	1	113			2	116
Tipper	31	451			38	520
TOTAL	152558	20752	191	176	7779	181456

SOURCE: Lagos State Licensing Office and Lagos State Central Office of Statistics (MEPB) Ikeja

TABLE 12

**NUMBER OF VEHICLES' LICENSES RENEWED BY LOCAL GOVERNMENT AREA
AND BY MAKE/COUNTRY OF ORIGIN, LAGOS STATE : 2005**

COUNTRY OF ORIGIN/MAKE OF VEHICLES	NUMBER OF MOTOR VEHICLES REGISTERED BY LOCAL GOVERNMENT AREA																			TOTAL
	Agege	Ajeromi/ Ifelodun	Alimoso	Apapa	Badagry	Epe	Eti-Osa	Ibeju Lekki	Ifako/ Ijaye	Ikeja	Ikorodu	Kosofe	Lagos Island	Lagos Mainland	Mushin	Ojo	Oshodi/Isolo	Somolu	Surulere	
UNITED KINGDOM																				
Bedford	27	4	3	42	3		3	42	1	144	39	1	4	28	18	3	1	3	3	
Sub-Total	27	4	3	42	3		3	42	1	144	39	1	4	28	18	3	1	3	3	
JAPAN																				
Datsun	55	2	90	258	172	21	28	36	16	227	18	33	128	75	37	78	24	31	49	
Honda	528	159	549	1788	77	291	1114	91	77	2662	253	272	1540	564	414	375	167	291	777	
Toyota	1576	347	2399	5593	560	548	1741	725	240	9821	956	717	3742	1475	1069	1079	444	1151	1830	
Mazda	526	83	505	1625	229	221	196	239	64	3125	489	151	1217	234	231	287	103	512	360	
Suzuki (VEH)	8	2	9	32	4		17			26		2	12	4	2	14	2	6	8	
Daihatsu	1		3	17	1		5	1		19		6	5	8	16	2		2	10	
Isuzu	60	10	55	233	22	27	32	18	6	226	54	15	55	32	37	31	11	34	33	
Nissan	888	226	1349	3169	464	454	707	426	161	5820	668	526	2155	665	722	638	284	808	1131	
Mitsubishi	319	84	384	1562	118	125	274	258	30	1863	341	75	745	394	192	217	78	338	246	
Galant	136	14	122	789	21	46	38	71	19	549	144	55	404	56	90	131	37	110	204	
Lancer	80	10	83	631	21	48	21	121	12	771	179	53	317	73	109	57	41	137	100	
Subaru	5	5	19	93	1	1	4		1	124	1	10	5	27	15	8	4	2	8	
Hyundai	30	12	37	301	19	32	111	5	4	206	9	9	105	70	122	38	19	38	73	
Renault	21	6	27	131	1	7	15	23	10	149	25	6	103	21	16	14	5	6	28	
Ford	101	27	133	727	74	46	39	91	16	611	130	24	328	33	63	97	35	90	98	
Fiat	9	2	11	77	4	1	7	27	1	221	7	6	21	7	12	5	1	11	7	
Skoda	8	1	8	29	2	12	89		2	106	1	8	72	15	41	11	5	11	29	
Sub Total	4351	990	5783	17055	1790	1880	4438	2132	659	26526	3275	1968	10954	3753	3188	3082	1260	3578	4991	
AUSTRIA																				
Steyr				5			5			1			1			1				
MACK	2		2				1		1	1										
Sub-Total	2		2	5			6		1	2		1			1				20	
KOREA																				
Daewoo	41	9	76	279	17	6	60	5	15	237	27	19	59	24	80	34	11	47	63	
Kia	105	16	54	431	18	7	184	93	3	620	84	31	325	58	164	59	8	69	57	
Sub-Total	146	25	130	710	35	13	244	98	18	857	111	50	384	82	244	93	19	116	120	

SOURCE: Lagos State Licensing Office and Lagos State Central Office of Statistics (MEPB) Ikeja

TABLE 12

**NUMBER OF VEHICLES' LICENSES RENEWED BY LOCAL GOVERNMENT AREA
AND BY MAKE/COUNTRY OF ORIGIN, LAGOS STATE : 2005**

COUNTRY OF ORIGIN/MAKE OF VEHICLES	NUMBER OF MOTOR VEHICLES REGISTERED BY LOCAL GOVERNMENT AREA																			TOTAL
	Agege	Ajeromi/ Ifelodun	Alimoso	Apapa	Badagry	Epe	Eti-Osa	Ibeju Lekki	Ifako/ Ijaye	Ikeja	Ikorodu	Kosofe	Lagos Island	Lagos Mainland	Mushin	Ojo	Oshodi/Isolo	Somolu	Surulere	
GERMANY																				
M. Benz	839	508	1476	1968	153	289	921	379	192	4760	472	470	1965	736	970	810	441	662	1785	19796
B.M.W.	206	73	277	758	103	97	225	105	33	1082	164	79	559	152	158	159	62	112	286	4690
Audi	98	38	169	239	13	19	90	14	23	443	57	43	257	143	134	91	33	80	150	2134
V/W Bora	2	2	2	131		2	53		2	145	16	8	150	12	26	1	3	43	16	614
Opel	142	52	205	910	57	158	77	128	36	971	232	70	471	92	132	173	76	222	254	4458
DAF	2		2	102			1	31	2	191	13	9	10	2	23	1		1	7	397
MAN	20	1	5	57			5	33	3	178	16	6	8	4	24	1			2	363
Sub-Total	1309	674	2136	4165	326	565	1372	690	291	7770	970	685	3420	1141	1467	1236	615	1120	2500	32452
SWEDEN																				
Volvo	103	93	217	639	51	59	71	104	24	910	160	75	395	110	123	204	65	149	231	3783
Sub-Total	103	93	217	639	51	59	71	104	24	910	160	75	395	110	123	204	65	149	231	3783
NIGERIA																				
Peugeot 505	92	73	202	147	24	34	103	39	22	513	13	75	313	82	104	97	68	119	302	2422
Peugeot 504	213	84	255	372	12	15	212	42	23	964	31	83	402	160	155	158	89	118	286	3674
Peugeot 304				20						5				4					2	31
Peugeot 306	7	2	12	37	2	10	38	2		168		1	47	22	26	6	14	10	15	419
Peugeot 406	9	3	8	96	5		34	3	1	51	4	5	65	16	37	1	6	18	29	391
Other Peugeots	135	17	186	493	24	25	154	57	10	988	15	29	231	98	57	126	33	120	100	2898
J5/J9	11		1	1	1					38			1		4			2	1	60
V/W Santana	32	13	43	517	1	7	19	90	5	397	116	19	193	85	36	43	24	31	60	1731
Passat	71	18	97	492	24	59	63	86	13	628	134	78	325	155	121	54	21	185	144	2768
Golf	327	113	306	1467	65	124	109	178	35	1361	238	95	773	234	148	229	57	242	313	6414
Jetta	117	33	117	581	13	53	67	72	21	658	78	36	290	67	99	90	24	86	151	2653
Kombi Bus	136	61	204	785	43	76	10	129	27	785	142	99	596	94	105	185	51	145	176	3849
Other V/W	262	21	388	680	71	104	201	202	18	1208	121	45	193	252	101	81	25	258	92	4323
Sub-Total	1412	438	1819	5688	285	507	1010	900	175	7764	892	565	3429	1269	993	1070	412	1334	1671	31633
OTHERS																				
Others	303	48	403	1037	59	297	220	288	24	2875	353	65	1035	132	145	181	35	285	109	7894
Sub Total	303	48	403	1037	59	297	220	288	24	2875	353	65	1035	132	145	181	35	285	109	7894
CHINA																				
Quingqi	1			146			10													157
Sub - Total	1			146			10													157
GRAND TOTAL	7654	2272	10493	29487	2549	3321	7374	4254	1193	46848	5800	3410	19621	6515	6179	5869	2407	6585	9625	181456

SOURCE: Lagos State Licensing Office and Lagos State Central Office of Statistics (MEPB) Ikeja

**NEWLY REGISTERED VEHICLES AND VEHICLES' WITH RENEWED LICENSES BY LOCAL GOVERNMENT AREA
AND YEAR OF REGISTRATION, LAGOS STATE :1998-2005**

TABLE 13

LOCAL GOVERNMENT AREAS	1998		1999		2000		2001		2002		2003		2004		2005	
	NEW REG	RENEWAL	NEW REG	RENEWAL	NEW REG	RENEWAL	NEW REG	RENEWAL	NEW REG	RENEWAL	NEW REG	RENEWAL	NEW REG	RENEWAL	NEW REG	RENEWAL
Agege	381	1,733	363	15,205	1,006	3,360	4,236	6,537	8,127	3,978	6796	3747	2887	2661	3554	7654
Ajeromi/Ifelodun	844	1,094	540	1,542	1,256	289	2,441	1,637	2,494	3,554	2150	3645	929	2478	1436	2272
Alimosho	99	5,504	237	6,752	1,632	3,175	5,032	5,610	5,840	5,043	4065	5354	2658	6805	3427	10493
Apapa	708	67,144	810	5,848	2,615	135	8,859	9,945	8,400	12,000	8771	9517	3101	16768	3121	29487
Badagry	109	1,588	115	1,598	359	1,493	1,568	1,326	2,210	2,337	1341	2256	772	2201	737	2549
Epe	61	741	87	462	365	705	2,750	1,965	3,965		3104	1943	1762	4850	2758	3321
Eti-Osa	1,100	12,426	1,395	11,816	1,762	70	6,891	8,371	6,680	10,145	4002	13999	1933	9985	2722	7374
Ibeju-Lekki			65		547		1,194	956	1,743	2,232	2509	1479	3968	2610	4554	4254
Ifako/Ijaye	98	5,603	435	7,497	1,697	3,669	3,557	7,477	3,259	2,526	3594	2002	2514	1900	4489	1193
Ikeja	3,468	16,910	3,300	24,820	8,231	8,453	54,648	19,903	62,227	53,839	47185	27526	31225	42459	26759	46848
Ikorodu	499	2,038	805	242	1,318	851	3,812	2,452	3,078	280	3012	1038	1943	4441	3313	5800
Kosofe	534	3,810	485	2,541	887	794	3,241	2,004	3,003	6,515	1882	2461	1050	3378	2437	3410
Lagos-Island	2,209	16,485	3,221	18,538	4,737	7,412	13,915	13,405	15,909	17,334	9331	9905	5054	16375	7250	19621
Lagos-Mainland	351	5,193	344	5,651	1,221	3,134	3,691	4,840	5,163	3,359	3517	2402	1931	7564	2710	6515
Mushin	809	5,368	527	3,073	831	795	2,962	3,949	3,013	5,070	1615	2740	1030	6348	2628	6179
Ojo	463	3,129	352	1,991	741	505	3,058	1,261	2,722	7,713	1565	6569	894	4670	2677	5869
Oshodi/Isolo	219	3,110	723	2,090	1,129	770	3,528	3,247	3,266	4,081	1218	4650	709	3449	1391	2407
Somolu	538	6,705	714	7,770	652	1,616	2,341	3,431	2,832	3,506	1834		985	8465	1368	6585
Surulere	369	11,839	338	8,558	1,055	2,488	5,372	4,530	6,689	10,112	4342	11208	2031	11287	3747	9625
T O T A L	12,859	170,420	14,856	125,994	32,041	39,714	133,096	102,846	150,620	153,624	111,833	112,441	67376	158694	81078	181456

SOURCE: Lagos State Licensing Office and Lagos State Central Office of Statistics (MEPB) Ikeja

TABLE 14

NUMBER OF MOTORCYCLES' LICENCES RENEWED BY TYPE OF OWNERSHIP
AND BY MAKE OF CYCLES, LAGOS STATE : 2005

MAKE OF CYCLES	TYPE OF OWNERSHIP					TOTAL
	Private	Commercial	Government	Mission/School	*Corporation	
SUZUKI	466	113		1	52	632
HONDA	412	115			118	645
KAWAZAKI	5	2				7
YAMAHA	377	170			91	638
VESPA	34	22				56
BAJAJ	3				1	4
OTHERS	605	255			23	883
KEKE NAPEP	40	23				63
SKYGO	18	4			1	23
QUINGO	30	20			3	53
JINCHENG	679	261			31	971
NANFANG	103	47			2	152
KEKE MARWA	16					16
NIPPON	91	54			15	160
SINOIKI	150	85			1	236
JINKE						
TOTAL	3029	1171		1	338	4539

SOURCE: *Lagos State Licensing Office and Lagos State Central Office of Statistics (MEPB) Ikeja*

TABLE 15

NEWLY- REGITSERED MOTORCYCLES AND MOTORCYCLES' WITH LICENCES RENEWED
BY LOCAL GOVERNMENT AREA, LAGOS STATE : 2000- 2005

LOCAL GOVERNMENT AREAS	2000		2001		2002		2003		2004		2005	
	NEW REG	RENEWAL	NEW REG	RENEWAL	NEW REG	RENEWAL	NEW REG	RENEWAL	NEW REG	RENEWAL	NEW REG	RENEWAL
AGEGE	734	1672	1314	814	3079	98	1332	1	420	29	367	331
AJEROMI/IFELODUN	132	98	406	229	1261	121	417	237	195	16	185	40
ALIMOSHO	484	877	957	515	1935	240	2008	69	785		511	392
APAPA	25	109		65	338	72	1946	2088	500	425	319	437
BADAGRY	1	440			250	989	817	1375	216	633	105	250
EPE	1	32	914	38	1728		1662	248	436	25	330	689
ETI-OSA	19	304		105	112	98	1031	107	514	246	313	88
IBEJU-LEKKI					691	61	581		199		760	402
IFAKO/IJAYE	133	532	481	133	165	83	742		583	17	237	88
IKEJA	540	556	2853	587	6699	159	8996	701	3224	482	2349	637
IKORODU	505	329	241	492	2660		2775		1180		314	251
KOSOFE	367	87	425	361	1148		994	70	268	10	165	16
LAGOS-ISLAND	9	342	1652	159	3080	202	3019	15	1252	171	704	212
LAGOS-MAINLAND	640	217	2171	640	6424		1736	72	449		331	161
MUSHIN	655	148	265	704	1483		781	322	227		165	36
OJO	232	81	346	687	389	461	277	221	180	76	239	158
OSHODI-ISOLO	1260	369	326	1252	737	315	956	93	256	89	165	89
SOMOLU	486	297	295	517	473	21	690	6	235		165	187
SURULERE	430	166	494	627	800	411	1016	218	430	300	298	75
TOTAL	6653	6656	13140	7925	33452	3331	31776	5843	11549	2519	8022	4539

SOURCE: Lagos State Licensing Office and Lagos State Central Office of Statistics (MEPB) Ikeja

**NUMBER OF MOTORCYCLES' LICENCES RENEWED BY LOCAL GOVERNMENT AREAS
AND BY MAKE/COUNTRY OF COUNTRY OF ORIGIN, LAGOS STATE : 2005**

TABLE 16

COUNTRY OF ORIGIN/MAKE OF CYCLES	NUMBER OF MOTOR CYCLES LICENSES RENEWED BY LOCAL GOVERNMENT AREA																			TOTAL
	Agege	Ajeromi/ Ifelodun	Alimoso	Apapa	Badagry	Epe	Eti-Osa	Ibeju Lekki	Ifako/ Ijaye	Ikeja	Ikorodu	Kosofe	Lagos Island	Lagos Mainland	Mushin	Ojo	Oshodi/ Isolo	Somolu	Surulere	
JAPAN																				
SUZUKI	60	11	29	38	48	93	10	40	3	102	36		29	21	9	15	34	46	7	631
KAWAZAKI													1	3				1	2	7
YAMAHA	39	10	16	141	25	69	18	45	2	68	40	1	50	31	4	33	16	23	7	638
KEKE NAPEP	25		10	7				1		12			2	1	1				4	63
SKYGO	4		2	1	6		4	3						1		2				23
QUINGO	8		7		6		2	11	4	1			6	2	2			4		53
JINCHENG	33	4	162	32	87	140	14	91	37	136	55	7	31	33	5	43	13	31	16	970
NANFANG	12		8	8	13	34	1	27	7	26	9		1	2				4	2	154
NIPPON	9	1	7	5	1	21		38	13	17	8	1	17	9				7	6	160
SINOIKI	47		31		5	44		21	6	67			7	1	4			4		237
Sub-Total	237	26	272	232	191	401	49	277	72	429	148	9	144	104	21	97	63	120	44	2936
ITALY																				
VESPA				2	2	21		14		4	3		2	2		1		5		56
BAJAJ			1											2	1					4
Sub-Total			1	2	2	21		14		4	3		2	4	1	1		5		60
FRANCE																				
HONDA	65	3	67	67	15	105	18	38	2	99	43		26	19	7	29	4	25	13	645
Sub-Total	65	3	67	67	15	105	18	38	2	99	43		26	19	7	29	4	25	13	645
OTHERS																				
OTHERS	29	11	52	136	42	162	21	73	14	105	41	7	40	34	7	31	22	37	18	882
Sub-Total	29	11	52	136	42	162	21	73	14	105	41	7	40	34	7	31	22	37	18	882
INDIA																				
KEKE MARWA											16									16
Sub-Total											16									16
GRAND TOTAL	331	40	392	437	250	689	88	402	88	637	251	16	212	161	36	158	89	187	75	4539

SOURCE: Lagos State Licensing Office and Lagos State Central Office of Statistics (MEPB) Ikeja

**NEWLY- REGISTERED MOTOR VEHICLES WITH SPECIAL PLATE NUMBERS
CLASSIFIED BY MONTH AND MAKE OF VEHICLES, LAGOS STATE : 2005**

TABLE 17

MAKE OF VEHICLES	MONTH												TOTAL
	JAN	FEB	MARCH	APRIL	MAY	JUNE	JULY	AUG	SEPT	OCT	NOV	DEC	
Bedford													
Datsun													
Honda	2	1	2	1		1	2			7	1	1	18
Toyota	7		7	6	3	5	4	2	7		5	1	47
Mazda													-
Suzuki													-
Daihatsu													-
Isuzu												1	1
Nissan	2		1	1	2	6	1		1	2		1	17
Mitsubishi	2												2
Galant													-
Lancer													-
Subaru													-
M. Benz	4	1	2	3	1	4	1	4	5	2	2	3	32
B.M.W.	2	1	2	2				1			1	1	10
Audi	1												1
Volvo													-
Peugeot 505													-
Peugeot 504													-
Peugeot 304													-
Peugeot 306													-
Peugeot 406								1					1
Other Peugeots	1	2			2								5
J5/J9													-
V/W Santana													-
Passat				1									1
Golf													-
Jetta													-
Kombi Bus													-
V/W Bora													-
Other V/W													-
Hyundai				1									1
Opel				1									1
Renault													-
Daf													-
Man													-
Steyr													-
Daewoo													-
Ford					1					2	1	1	5
Fiat													-
Others	7		6	4	5	7	2	6	5	1	3	3	49
Kia	2				1	1							4
skoda						1							1
TOTAL	30	5	20	20	15	25	10	14	18	14	13	12	196

TABLE 18

NEWLY- REGISTERED MOTOR VEHICLES WITH SPECIAL PLATE NUMBERS
CLASSIFIED BY STATE OF RESIDENCE OF OWNERS AND MAKE OF VEHICLES, LAGOS STATE : 2005

STATE OF RESIDENCE OF OWNERS	HONDA	TOYOTA	MAZDA	Suzuki (VEH)	Daihatsu	Isuzu	NISSAN	mitsubishi	Lancer	M. Benz	B.M.W	AUDI	VOLVO	Peugeot 504	Pgt 306	Pgt 406	Other Pgt	J5/J9	VW Santana	Passat	Golf	VW Bora	Other VW	Hyundai	Opel	RENAULT	Ford	Others	Kia	skoda	TOTAL	
Abia																												1			1	
Adamawa																																
Akwa Ibom							1																									
Anambra																																
Bauchi																																
Balyesa																																
Benue																																
Borno																																
Cross River																																
Delta	1	4																										2			7	
Ebonyi																																
Edo	1	2								3																		2			8	
Ekiti																																
Enugu																													1		1	
Gombe																																
Imo										1																						1
Jigawa																																
Kaduna	1																															1
Kano																																
Katsina																																
Kebbi																																
Kogi																																
Kwara	2	1					1			1																						5
Lagos	12	34				1	12	2		27	9	1				1	5			1				1	1		4	41	3	1	156	
Nassarawa																																
Niger																																
Ogun		2					2																				1				5	
Ondo	1																															1
Osun																																
Oyo							1																									1
Plateau																																
Rivers		3									1																		2			6
Sokoto																																
Taraba																																
Yobe																																
Zamfara																																
F.C.T.Abuja		1																										1				2
Total	18	47				1	17	2		32	10	1				1	5			1				1	1		5	49	4	1	196	

SOURCE: Lagos State Licensing Office and Lagos State Central Office of Statistics (MEPB) Ikeja

**NEWLY- REGISTERED MOTOR VEHICLES WITH OUT OF SERIES PLATE NUMBERS CLASSIFIED BY MONTH AND MAKE
OF VEHICLES, LAGOS STATE : 2005**

TABLE 19

MAKE OF VEHICLES	MONTH												TOTAL
	JAN.	FEB.	MARCH	APRIL	MAY	JUNE	JULY	AUG	SEPT	OCT	NOV	DEC	
Bedford													-
Datsun								2					2
Honda	12	18	8	12	14	36	43	32	6	16	8	23	228
Toyota	31	55	45	46	66	138	127	88	12	19	36	17	680
Mazda	2	1	2	3	4	11	14	12		2	1	1	53
Suzuki (VEH)			1				3	1					5
Daihatsu							1						1
Isuzu	4			1		3	3	2				1	14
Nissan	17	10	17	11	16	33	59	25	5	3	6	7	209
Mitsubishi	4	4	16	3	7	21	21	8		2	1	6	93
Galant			1	1	1	1		1					5
Lancer					1	1		2					4
Subaru	1												1
M. Benz	27	22	19	21	26	39	49	32	1	10	6	12	264
B.M.W.	6	4	8	7	10	41	13	29		4	1	2	125
Audi	1	1	3		3		3	2	1	2		1	17
Volvo	2	1	2			3	3	3					14
Peugeot 505			1			2							3
Peugeot 504							2					1	3
Peugeot 304													
Peugeot 306			1					19					20
Peugeot 406			1	1	8	1	3	9		1		2	26
Other Peugeots		1	2	1	1	3	4	2					14
J5/J9													
V/W Santana													-
Passat		2	6			1							9
Golf	1	2	1	1		3	1			1		1	11
Jetta				1		1		1					3
Kombi Bus			7		1	9	2						19
V/W Bora													-
Other V/W	1	2	3		1	1	11	2					21
Hyundai	1			2	1		2						6
Opel	1	1					1	1			1		5
Renault				2	7	7	1						17
Daf			1					1					2
Man			8			1					9		18
Steyr			1										1
Daewoo					1	2		2					5
Ford	1	6			1	4	2	2			1	1	18
Fiat													-
Others	11	12	8	17	9	30	59	27	6	3	15	5	202
Kia	1	2	1	1	3	6	9	4	1		2	1	31
skoda	5								1	1		1	8
TOTAL	129	144	163	131	181	398	436	309	33	64	87	82	2157

**NEWLY- REGISTERED (OUT OF SERIES AND SPECIAL) MOTOR VEHICLES BY
TYPE OF VEHICLES AND BY YEAR OF REGISTRATION:2001-2005**

TABLE 21

**MOTOR VEHICLES WITH OUT OF SERIES PLATE NUMBER
REGISTERED ANNUALLY**

TYPE OF VEHICLES	2001	2002	2003	2004	2005
Saloon/Station wagon	1,263	1,328	1,296	6074	1997
Van, Pick-up and Kitcar	14	1	3	42	49
Lorry/Truck	5	9	18	64	31
Minibus	7	10	5	170	77
Omnibus	1			4	1
Tanker					
Tractor	1		3	1	1
Trailer		1			
Tipper					1
Total	1291	1349	1325	6355	2157

**MOTOR VEHICLES WITH SPECIAL PLATE NUMBER REGISTERED
ANNUALLY**

TYPE OF VEHICLES	2001	2002	2003	2004	2005
Saloon/Station wagon	163	228	484	213	191
Van, Pick-up and Kitcar	1				1
Lorry/Truck					
Minibus	1		5	3	4
Omnibus					
Tanker					
Tractor					
Trailer					
Tipper					
Total	165	228	489	216	196

SOURCE: Lagos State Licensing Office and Lagos State Central Office of Statistics (MEPB) Ikeja

**NEWLY- REGISTERED VEHICLES WITH SPECIAL AND OUT OF SERIES PLATE NUMBERS BY
TYPE OF OWNERSHIP AND BY TYPE OF VEHICLES,
LAGOS STATE : 2005**

TABLE 22

OUT OF SERIES

TYPE OF VEHICLES	TYPE OF OWNERSHIP					TOTAL
	Private	Commercial	Government	Mission/ school	*Corporation	
Saloon/Station wagon	1399	24	2	14	558	1997
Van, Pick-up and Kitcar	4	6			39	49
Lorry/Truck		16			15	31
Minibus	15	40		1	21	77
Omnibus		1				1
Tanker						
Tractor		1				1
Trailer		1				1
Tipper						
Total	1418	89	2	15	633	2157

SPECIAL

TYPE OF VEHICLES	TYPE OF OWNERSHIP					TOTAL
	Private	Commercial	Government	Mission/ school	*Corporation	
Saloon/Station wagon	167			1	23	191
Van, Pick-up and Kitcar					1	1
Lorry/Truck						
Minibus	2			2		4
Omnibus						
Tanker						
Tractor						
Trailer						
Tipper						
Total	169			3	24	196

NEWLY- REGISTERED MOTOR VEHICLES CLASSIFIED BY LICENSING OFFICE AND MONTH OF REGISTRATION, 2005

TABLE 23

LICENSING OFFICE	MONTH												TOTAL
	JAN.	FEB.	MAR.	APR.	MAY	JUNE	JULY	AUG.	SEPT.	OCT.	NOV.	DEC.	
AGBOWA	110	50	45	40	64	55	55	69	200	98	51	100	937
AGEGE 1	225	100	173	45	74	80	70	50	245	124	200	176	1562
AGEGE 2	195	125	50	45	69	130	131	123	335	113	201	475	1992
AGUDA IJESHA	210	99	49	45	75	80	80	99	274	174	473	868	2526
AJEGUNLE	85	170	40	50	54	80	77	80	118	97	141	444	1436
AKOWONJO	166	60	49	45	69	70	79	80	263	91		95	1067
ALAGBADO	174	75	50	45	69	70	89	117	265	99	100	150	1303
ALAUSA	285	185	187	44	95	130	256	238	532	98	349	513	2912
APAPA	206	100	50	45	78	79	80	80	281	125	451	264	1839
BADAGRY	72	60	29	32	54	31	47	57	170	39	79	67	737
C/HALL	183	100	50	45	78	80	80	80	266	122	98	250	1432
EPE	200	107	162	45	169	155	168	140	175	150	250	100	1821
G/HOUSE	1971	1031	1274	1321	1471	1439	1080	2273	1101	686	705	1040	15392
IBEJU LEKKI	577	543	320	296	219	247	230	180	400	642	350	550	4554
IDUMAGBO	167	75	67	45	73	81	82	82	266	130	101	321	1490
IGANMU	160	75	50	45	69	78	81	94	207	125	99	199	1282
IJU IFAKO	539	376	250	120	169	165	231	198	595	597	449	800	4489
IKEJA	183	83	41	43	69	80	73	80	244	100	147	212	1355
IKORODU	70	97	38	40	69	55	55	70	220	82	75	125	996
IKOTUN EGBE	110	60	45	40	64	70	55	80	238	99		196	1057
IKOYI	193	75	50	45	23	79	148	88	239	162	193	120	1415
IMOTA	215	150	90	45	169	155	160	219	524	100	213	277	2317
JEBBA	240	75	48	45	69	180	128	80	221	137	74	158	1455
KETU OJOTA	170	75	50	45	69	180	200	180	494	174	400	400	2437
MUSHIN	246	200	50	44	84	181	180	180	539	174	250	500	2628
OGBA	171	75	55	45	69	87	62	81	267	100	110	220	1342
OJO	187	75	50	45	69	130	130	120	395	175	425	876	2677
OJODU	175	75	50	45	69	80	230	99	695	102	400	320	2340
OKO AWO	268	75	50	45	72	80	80	80	245	111	98	261	1465
OLOWOGBOWO	170	75	50	45	69	80	80	80	90	290		343	1372
OLUYOLE	170	75	50	45	66	73	74	59	244	101	96	336	1389
OSHODI ISOLO	150	75	97	74	62	74	80	80	225	125	100	249	1391
OYINGBO	207	82	46	40	59	83	84	80	260	112	79	123	1255
SHOGUNLE	170	75	50	45	70	85	85	79	182	166	161	200	1368
SHOMOLU	187	75	50	45	169	180	129	180	495	199	100	220	2029
SURULERE	109	100	50	44	74	80	85	80	255	95	100	149	1221
TINUBU	101	100	60	55	79	98	100	79	267	125	200	227	1491
VICTORIA ISLAND	88	97	171	75	54	117	78	108	217	99	93	110	1307
TOTAL	9105	5200	4136	3348	4546	5277	5212	6222	12249	6338	7411	12034	81078

SOURCE: Lagos State Licensing Office and Lagos State Central Office of Statistics (MEPB) Ikeja

MOTOR VEHICLES LICENCES RENEWED AND CLASSIFIED BY LICENSING OFFICE AND MONTH OF REGISTRATION, 2005

TABLE 24

LICENSING OFFICE	MONTH												TOTAL
	JAN.	FEB.	MAR.	APR.	MAY	JUNE	JULY	AUG.	SEPT.	OCT.	NOV.	DEC.	
AGBOWA	197	157	176	43	33	78	107	29	66	64	66	82	1098
AGEGE 1	123	71	125	107	128	112	125	975	947	1090	700	980	5483
AGEGE 2	215	105	87	92	114	131	116	110	308	322	255	316	2171
AGUDA IJESHA	248	231	216	231	159	209	187	185	191	161	171	105	2294
AJEGUNLE	284	423	106	189	130	215	113	78	92	176	158	308	2272
AKOWONJO	238	313	548	61	333	389	263	482	329	207	221	278	3662
ALAGBADO	50	187	162	243	104	81	363	382	420	254	233	455	2934
ALAUSA	330	439	300	340	421	380	297	300	349	216	110	190	3672
APAPA	707	1773	1180	1375	1080	902	762	961	547	1028	1617	1476	13408
BADAGRY	202	220	231	282	345	169	159	240	204	202	120	175	2549
C/HALL	481	348	593	497	458	482	104	598	352	214	407	243	4777
EPE	209	176	218	247	120	161	138	77	177	274	210	216	2223
G/HOUSE	752	1573	1670	1094	841	959	1359	1291	1394	1503	1606	1320	15362
IBEJU LEKKI	488	842	334	201	240	150	350	300	335	350	278	386	4254
IDUMAGBO	402	403	659	416	497	841	718	851	834	862	689	763	7935
IGANMU	174	86	91	313	382	821	2154	2352	2758	2146	2252	2550	16079
IJU IFAKO	65	40	42	37	113	90	103	174	158	51	165	155	1193
IKEJA	311	163	208	357	421	138	180	190	231	250	321	342	3112
IKORODU	377	86	185	209	198	214	259	195	199	253	350	300	2825
IKOTUN EGBE	136	286	161	201	173	903	520	301	275	290	326	325	3897
IKOYI	386	278	276	280	293	279	240	243	206	269	288	222	3260
IMOTA	239	331	250	301	353	376	159	197	236	175	153	205	2975
JEBBA	391	378	415	307	330	119	154	170	165	183	151	236	2999
KETU OJOTA	369	315	333	268	247	220	155	269	602	242	194	196	3410
MUSHIN	480	496	531	568	587	374	542	790	114	411	716	570	6179
OGBA	315	224	92	311	256	272	292	275	225	207	224	269	2962
OJO	535	571	421	488	475	433	317	420	386	857	437	529	5869
OJODU	1031	1197	1096	1198	1100	1189	1044	1094	1172	1346	970	1042	13479
OKO AWO	116	76	65	150	174	220	273	110	154	200	241	261	2040
OLOWOGBOWO	351	219	260	176	345	300	278	409	365	339	379	220	3641
OLUYOLE	276	410	370	440	447	430	335	354	150	310	330	309	4161
OSHODI ISOLO	262	76	383	210	212	212	178	200	174	136	231	133	2407
OYINGBO	716	331	502	269	196	277	223	296	204	199	153	150	3516
SHOGUNLE	367	343	219	456	351	240	329	198	476	536	325	260	4100
SHOMOLU	783	607	883	762	604	600	532	431	418	331	326	308	6585
SURULERE	648	660	626	644	230	628	611	598	612	745	740	589	7331
TINUBU	148	155	136	136	115	96	86	85	71	67	70	63	1228
VICTORIA ISLAND	628	360	566	437	452	333	255	137	364	185	203	194	4114
TOTAL	14030	14949	14716	13936	13057	14023	14380	16347	16260	16651	16386	16721	181456

SOURCE: Lagos State Licensing Office and Lagos State Central Office of Statistics (MEPB) Ikeja

NEWLY-REGISTERED MOTOR CYCLES CLASSIFIED BY LICENSING OFFICE AND MONTH OF REGISTRATION, 2005

TABLE 25

LICENSING OFFICE	MONTH												TOTAL
	JAN.	FEB.	MAR.	APR.	MAY	JUNE	JULY	AUG.	SEPT.	OCT.	NOV.	DEC.	
AGBOWA	15			25	40			40			45		165
AGEGE 1	35			43	95			40			43		256
AGEGE 2	15			7	5			40			44		111
AGUDA IJESHA	15			40	25			40			45		165
AJEGUNLE	35			25	40			40				45	185
AKOWONJO	15			25	40						45	44	169
ALAGBADO	15			25	40			40			45		165
ALAUSA	16			25	40			40			45		166
APAPA	30			25	40			40			20		155
BADAGRY		15		25	25			40					105
C/HALL	35			25	40			45			45		190
EPE	15			25	40			40			45		165
G/HOUSE	200		140	325	145			200			400		1410
IBEJU LEKKI	14		30	25	355			291			45		760
IDUMAGBO	15			25	40				40				120
IGANMU		15		25	39			40			45		164
IJU IFAKO	15		30	25	42			40			85		237
IKEJA	14			25	40			40			45		164
IKORODU	15			25	40			40			45		165
IKOTUN EGBE	15			25	40	15		40			42		177
IKOYI	15			25	40			37			38		155
IMOTA	15			25	25			39			45		149
JEBBA	35	15		25	40			40					155
KETU OJOTA		15		25	40			40			45		165
MUSHIN	15			25	40			40			45		165
OGBA	25			24	41			40			45		175
OJO	35			25	39			40	100				239
OJODU	15			25	40			40					120
OKO AWO	15			25	25						45		110
OLOWOGBOWO	15			25	40			35				44	159
OLUYOLE	15			24	25			40			45		149
OSHODI ISOLO	15			25	40			40			45		165
OYINGBO	15			25	40		15	39			42		176
SHOGUNLE	15			25	40			40			45		165
SHOMOLU		15		25	40			40			45		165
SURULERE	15			25	40			36			17		133
TINUBU	15			25	40						45		125
VICTORIA ISLAND	15			23	40			38			42		158
TOTAL	819	75	200	1261	1886	15	15	1760	140		1718	133	8022

SOURCE: Lagos State Licensing Office and Lagos State Central Office of Statistics (MEPB) Ikeja

MOTOR CYCLES LICENSES RENEWED AND CLASSIFIED BY LICENSING OFFICE AND MONTH OF REGISTRATION, 2005
TABLE 26

LICENSING OFFICE	MONTH												TOTAL
	JAN.	FEB.	MAR.	APR.	MAY	JUNE	JULY	AUG.	SEPT.	OCT.	NOV.	DEC.	
AGBOWA				22	8	2	8	15	11		32		98
AGEGE 1				19	15	16	17	1		15		9	92
AGEGE 2	43	13	17	38	9	5		9	18	14	33	40	239
AGUDA IJESHA						6	17			12	12	4	51
AJEGUNLE	7	9	8	8	8								40
AKOWONJO				17					10	24			51
ALAGBADO	11	16	13	2		1	16	2	12		122		195
ALAUSA						4					2		6
APAPA		23	22		49	76				158			328
BADAGRY	9	19	8	38	67	26	2	43	8	14	16		250
C/HALL	11	7	7	5	3	5		3	10	2	8	2	63
EPE	98		101	15	35	64	10	40	24	6	100	98	591
G/HOUSE	50	45	25	15	35	10	18	22	40	50	5	12	327
IBEJU LEKKI	97	100	100	54	14	3	34						402
IDUMAGBO					39								39
IGANMU					1	100	8						109
IJU IFAKO	13	22	14	2		3		2	13	1	18		88
IKEJA										4	1	1	6
IKORODU	9												9
IKOTUN EGBE									22	30	38	56	146
IKOYI	15	9	8	5		18			13				68
IMOTA	50	16	48	30	37	47	14						242
JEBBA	42			16	28								86
KETU OJOTA	2			4		3		3	4				16
MUSHIN	4	3	2	1	8	2	5	7	4	5	11	4	56
OGBA	9			14	5			1	3		2	4	38
OJO	19		32	12	4	2	5	6	22		56		158
OJODU		13	32			10	16	16	17	10			114
OKO AWO						18	10						28
OLOWOGBOWO	59	14	3										76
OLUYOLE	16		50	12	26			6	7	16			133
OSHODI ISOLO	5	1	1	13	5	14	28	1	5	1	5	10	89
OYINGBO	16	12	27										55
SHOGUNLE				4	1							8	13
SHOMOLU	35	33	12	28	6			16	29	9	14	5	187
SURULERE					24								24
TINUBU					2		3		1				6
VICTORIA ISLAND						7			7	6			20
TOTAL	620	355	530	374	429	442	211	193	280	377	475	253	4539

Figure 1

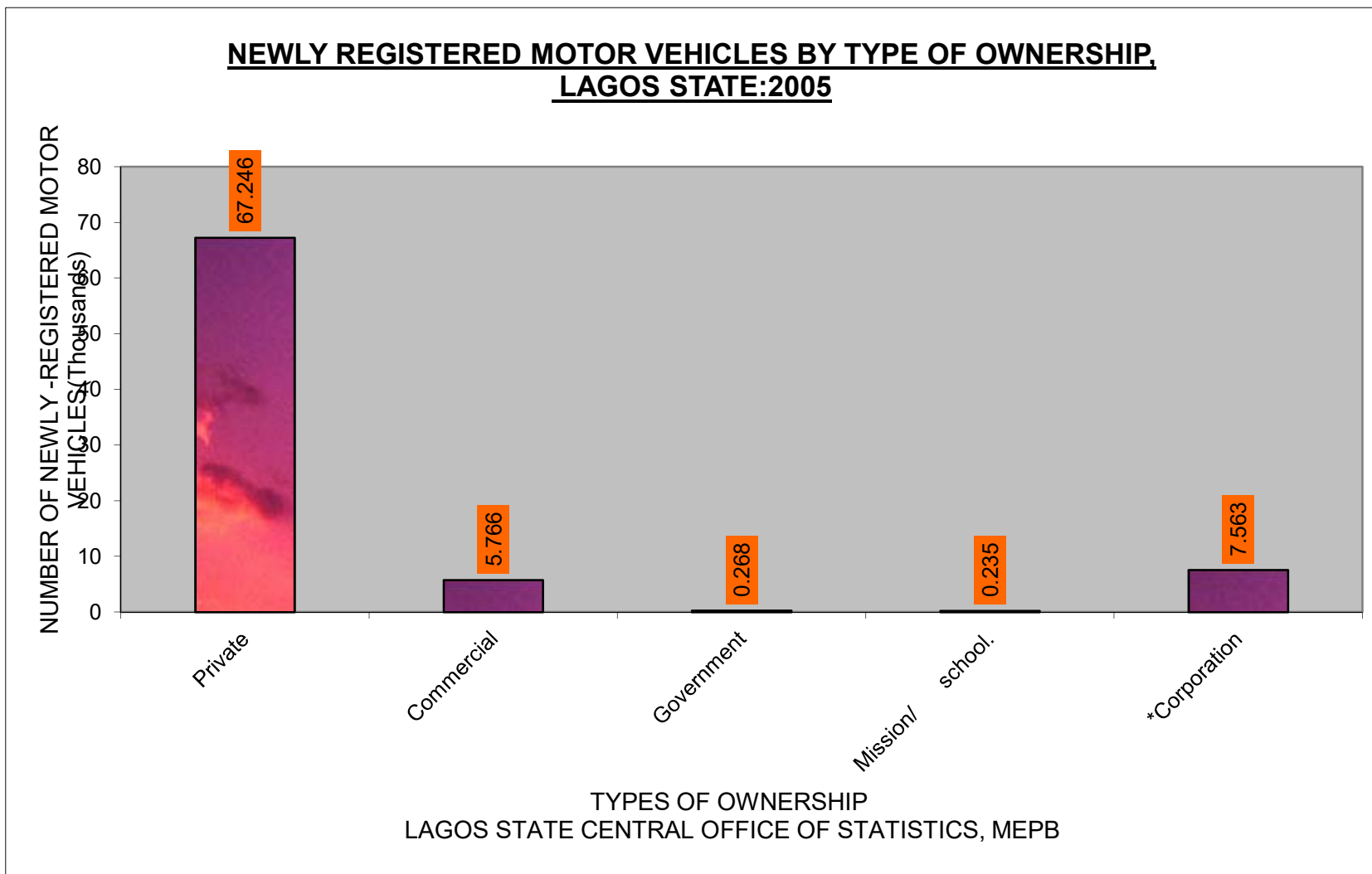


FIGURE 2

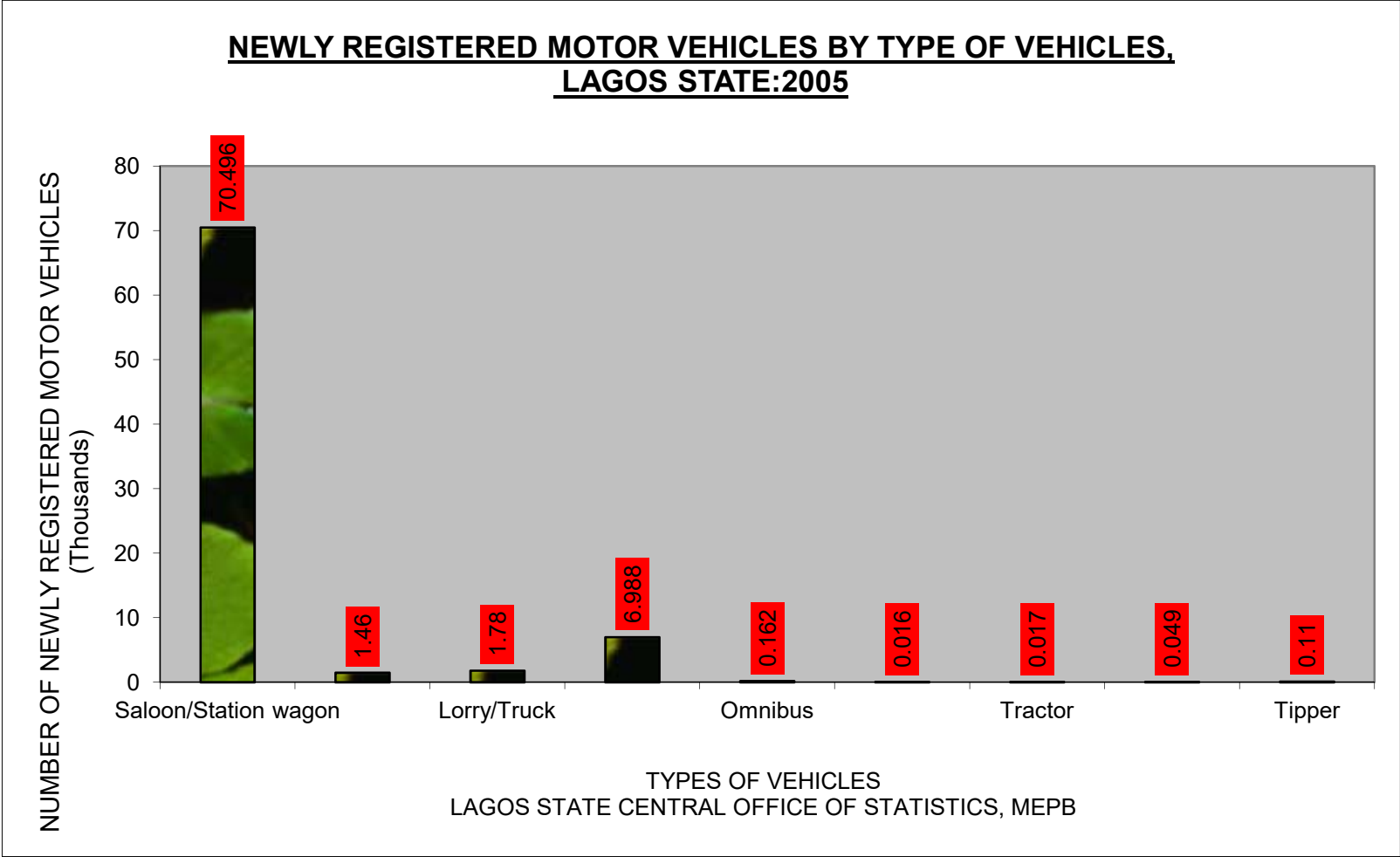


FIGURE 3

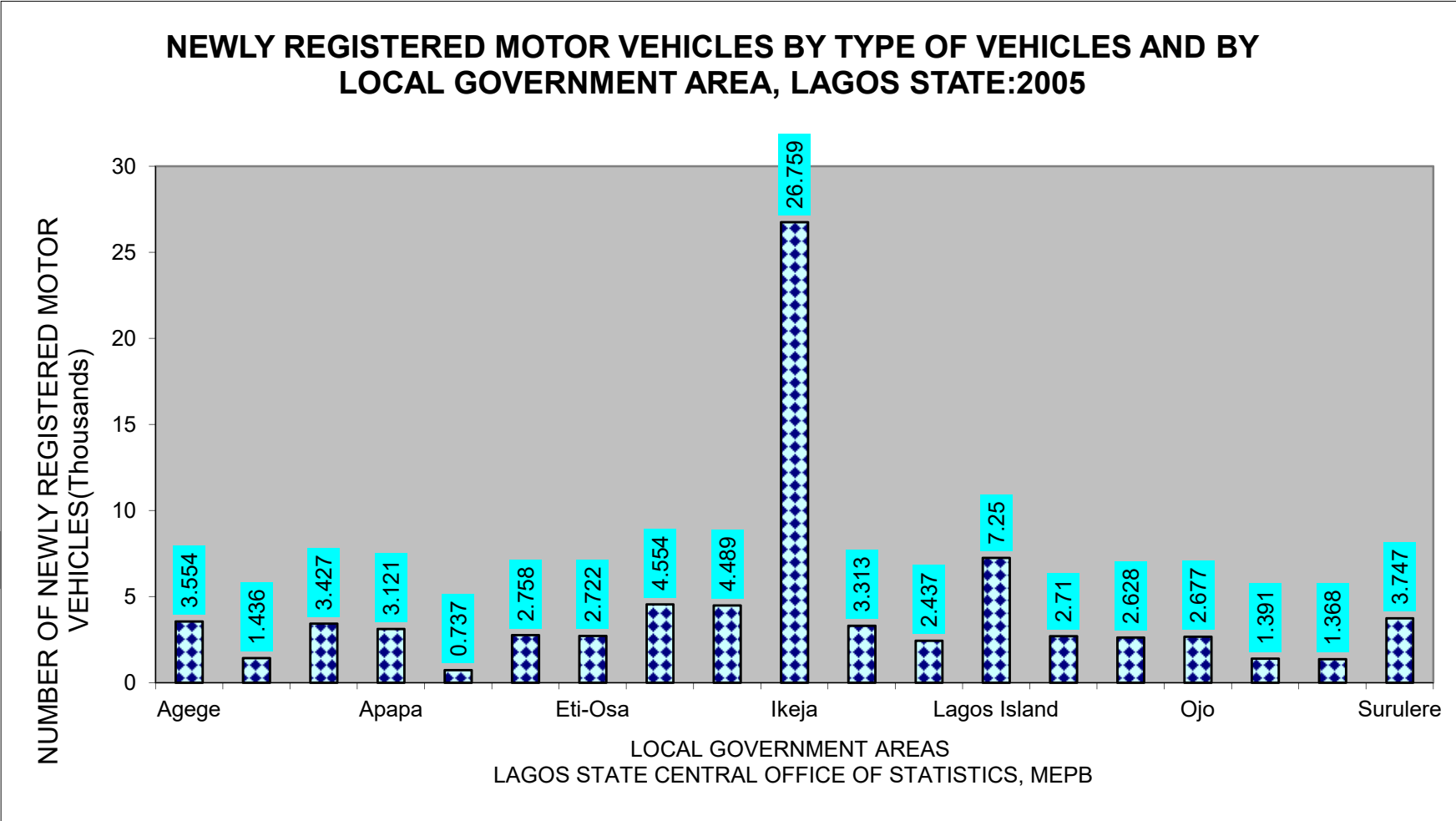
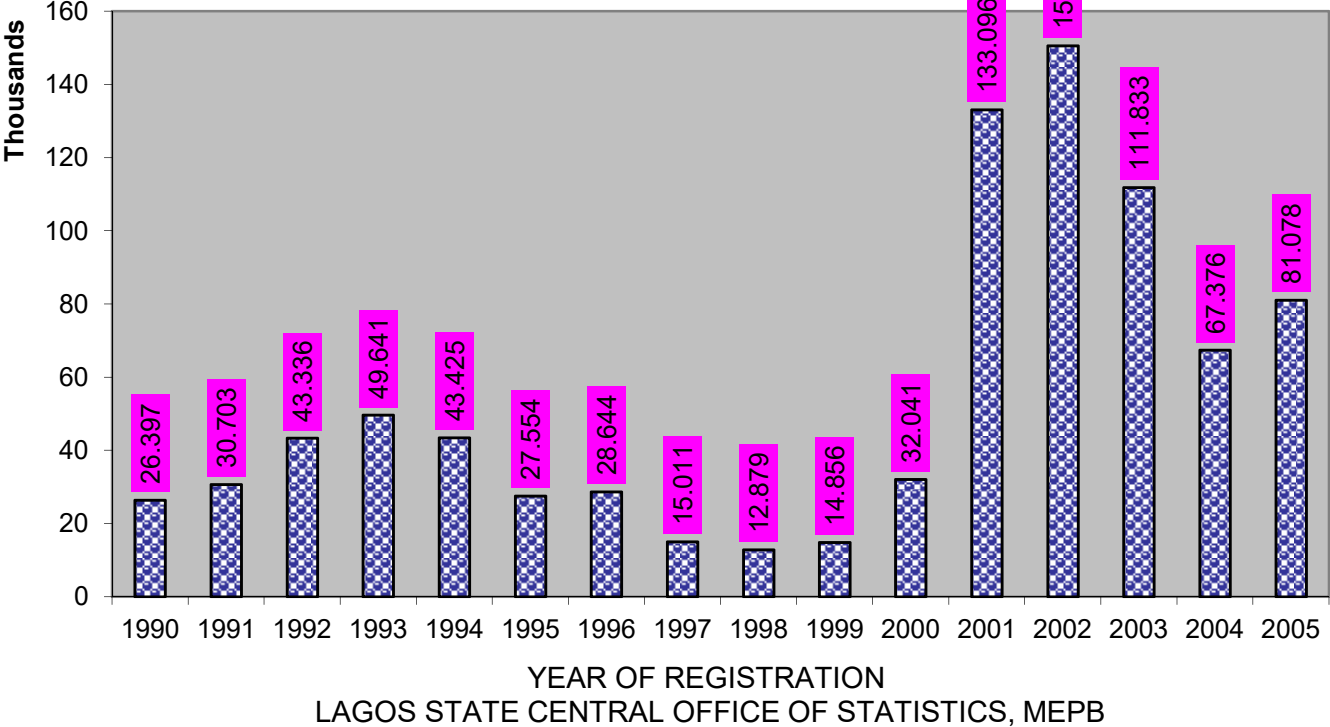


FIGURE 4

**NEWLY REGISTERED MOTOR VEHICLES BY TYPE OF VEHICLES
AND YEAR OF REGISTRATION,
LAGOS STATE: 1990 - 2005**

NUMBER OF NEWLY REGISTERED MOTOR VEHICLES



LAGOS STATE CENTRAL OFFICE OF STATISTICS, MEPB

FIGURE 5

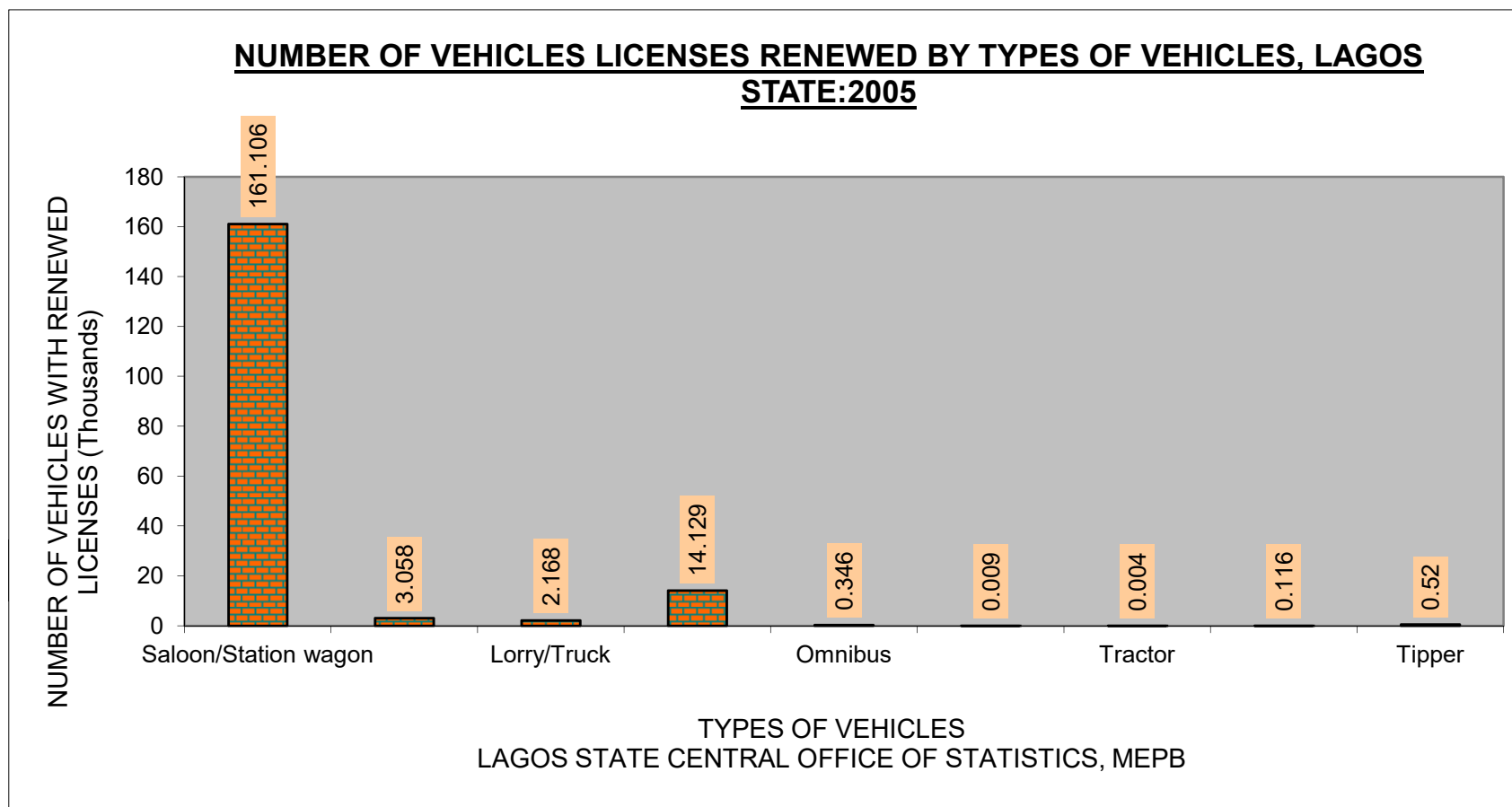


FIGURE 6

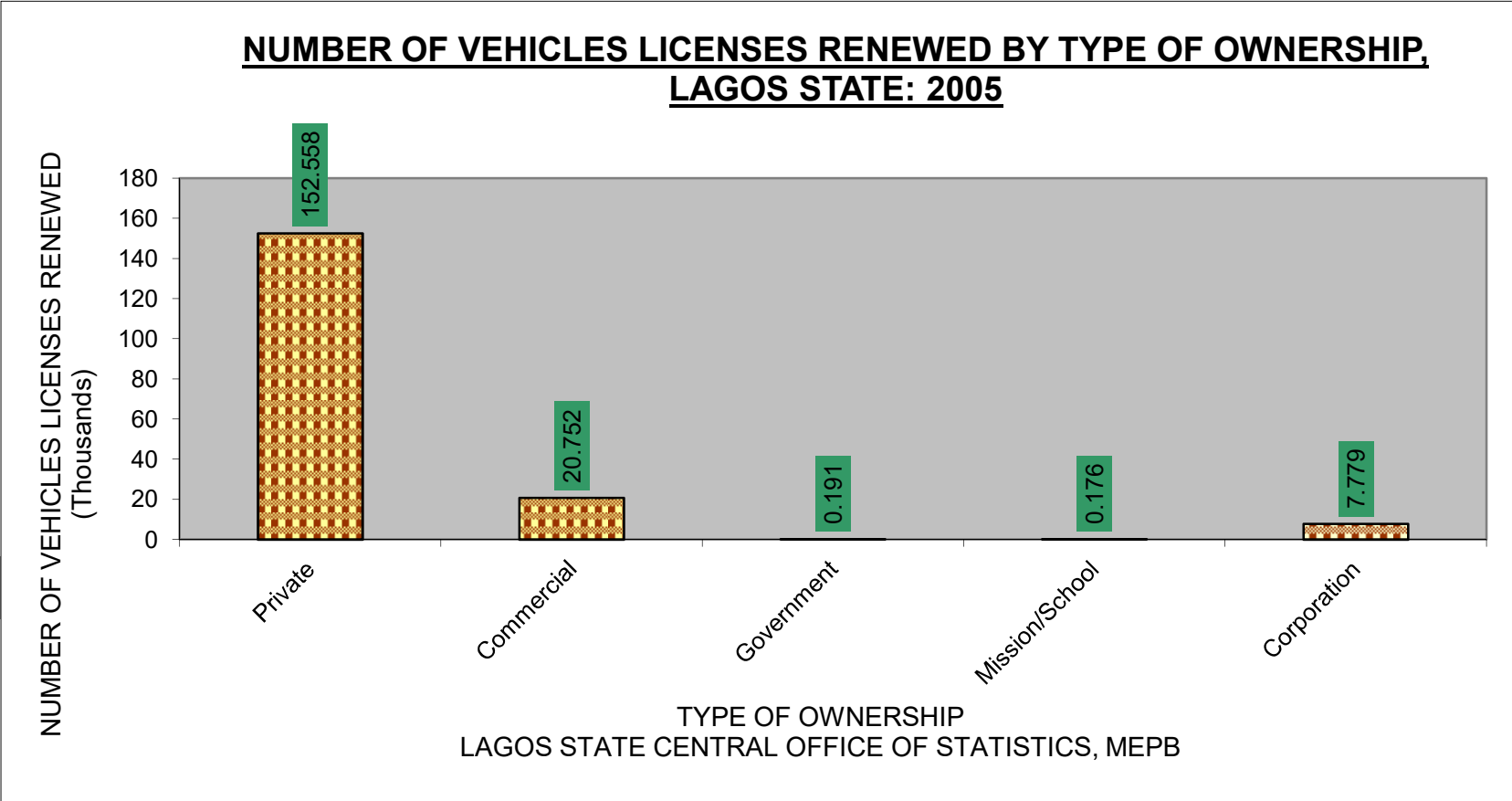


FIGURE 7

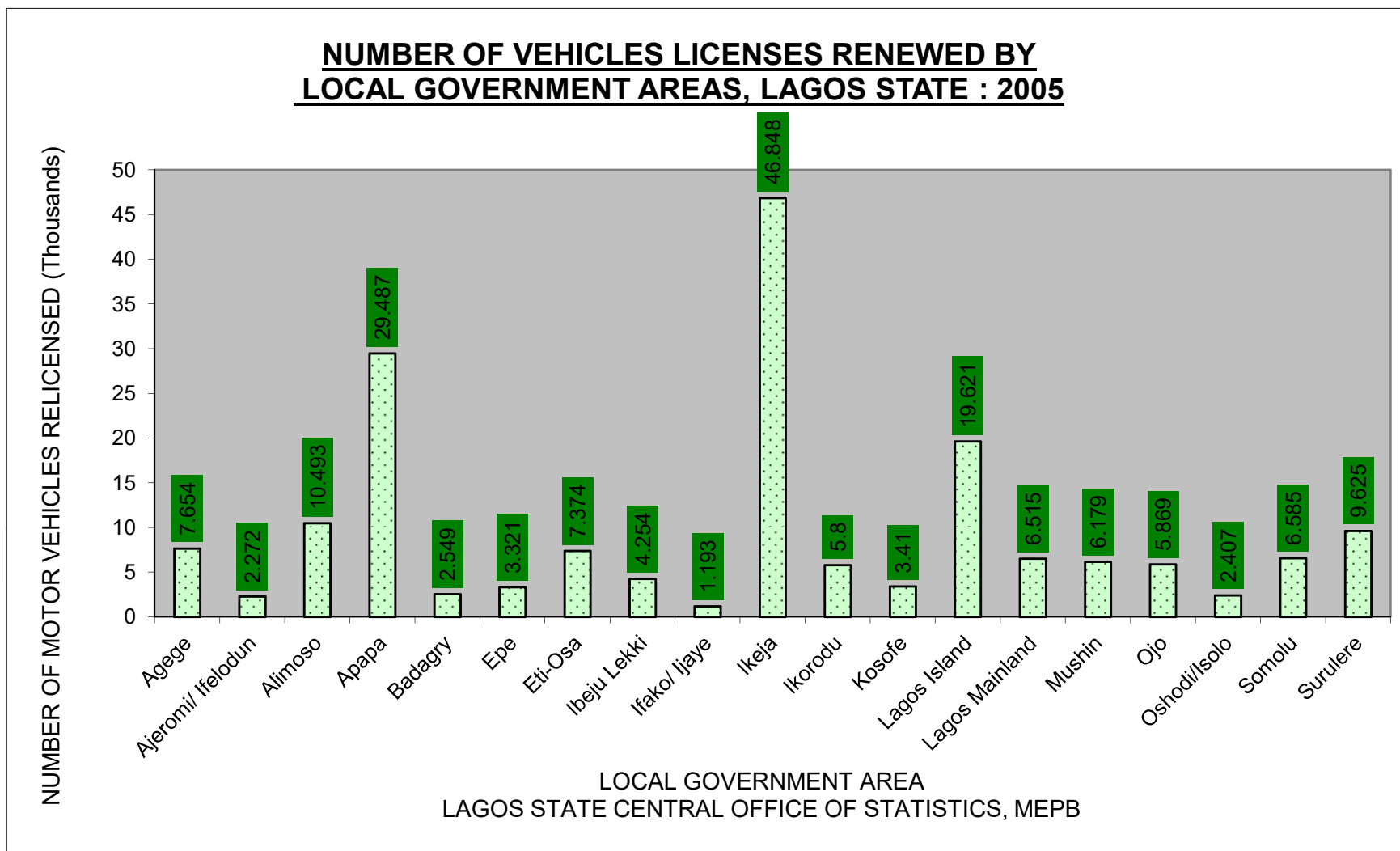


FIGURE 8

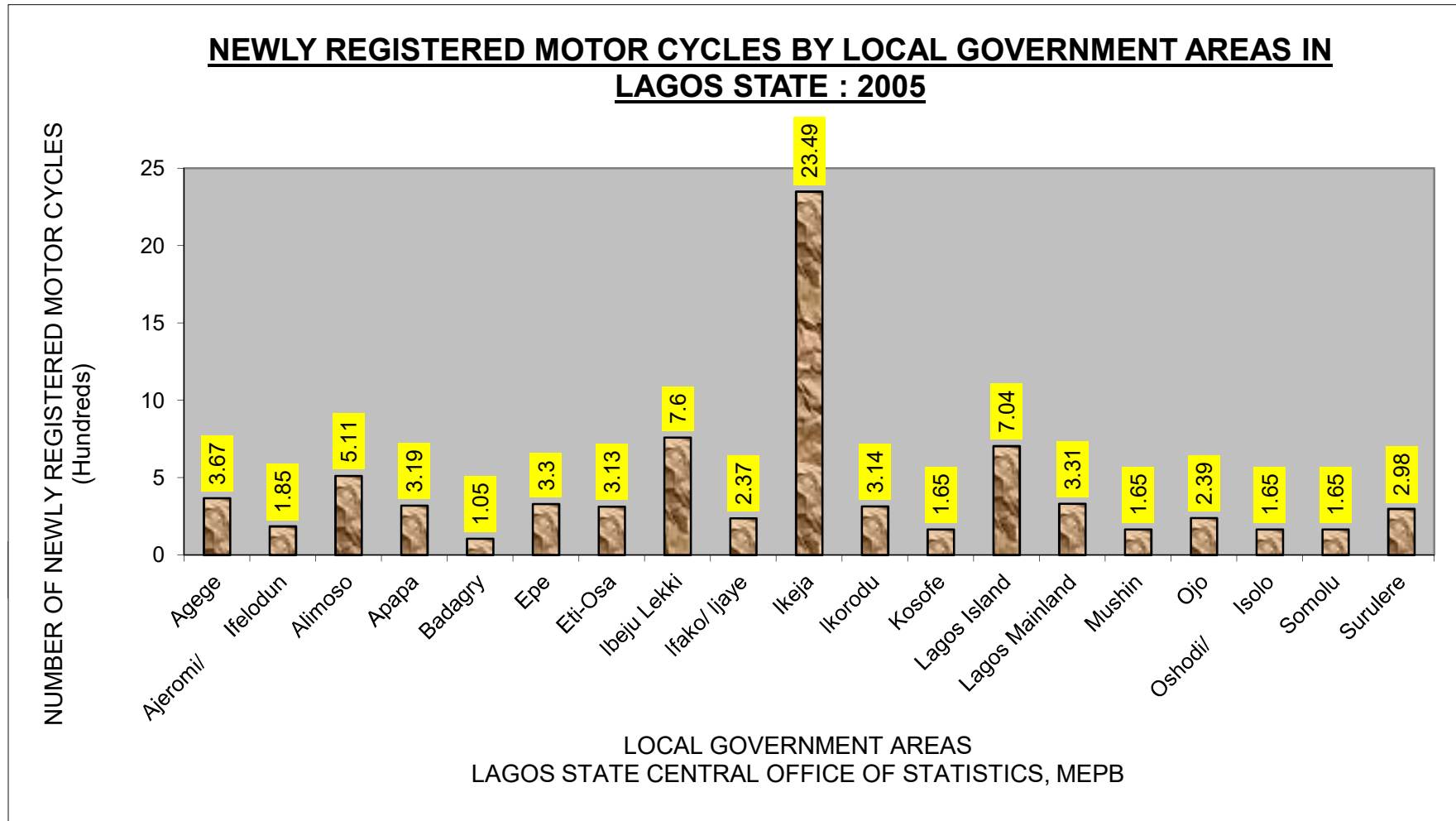


FIGURE 9

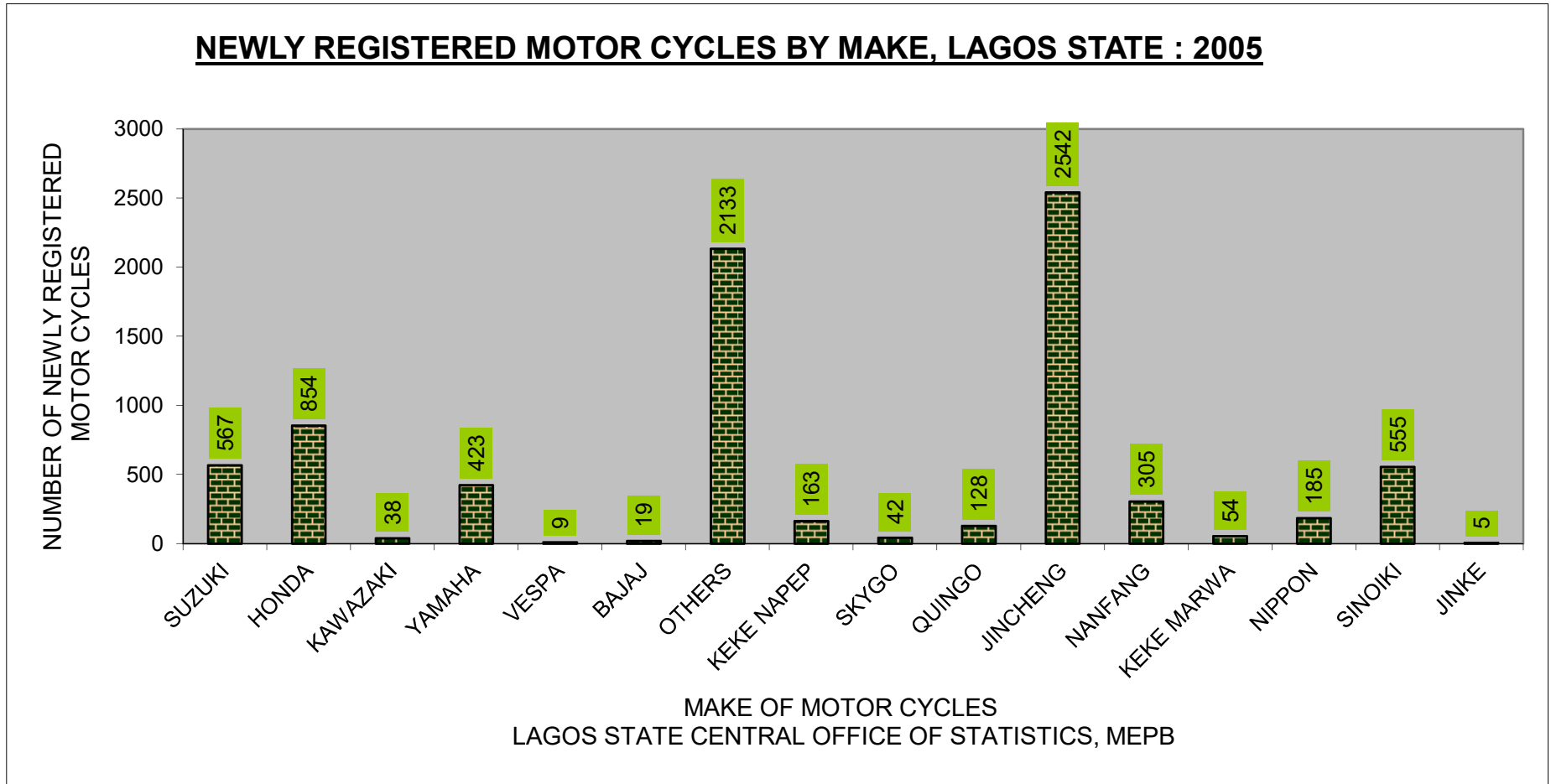


FIGURE 10

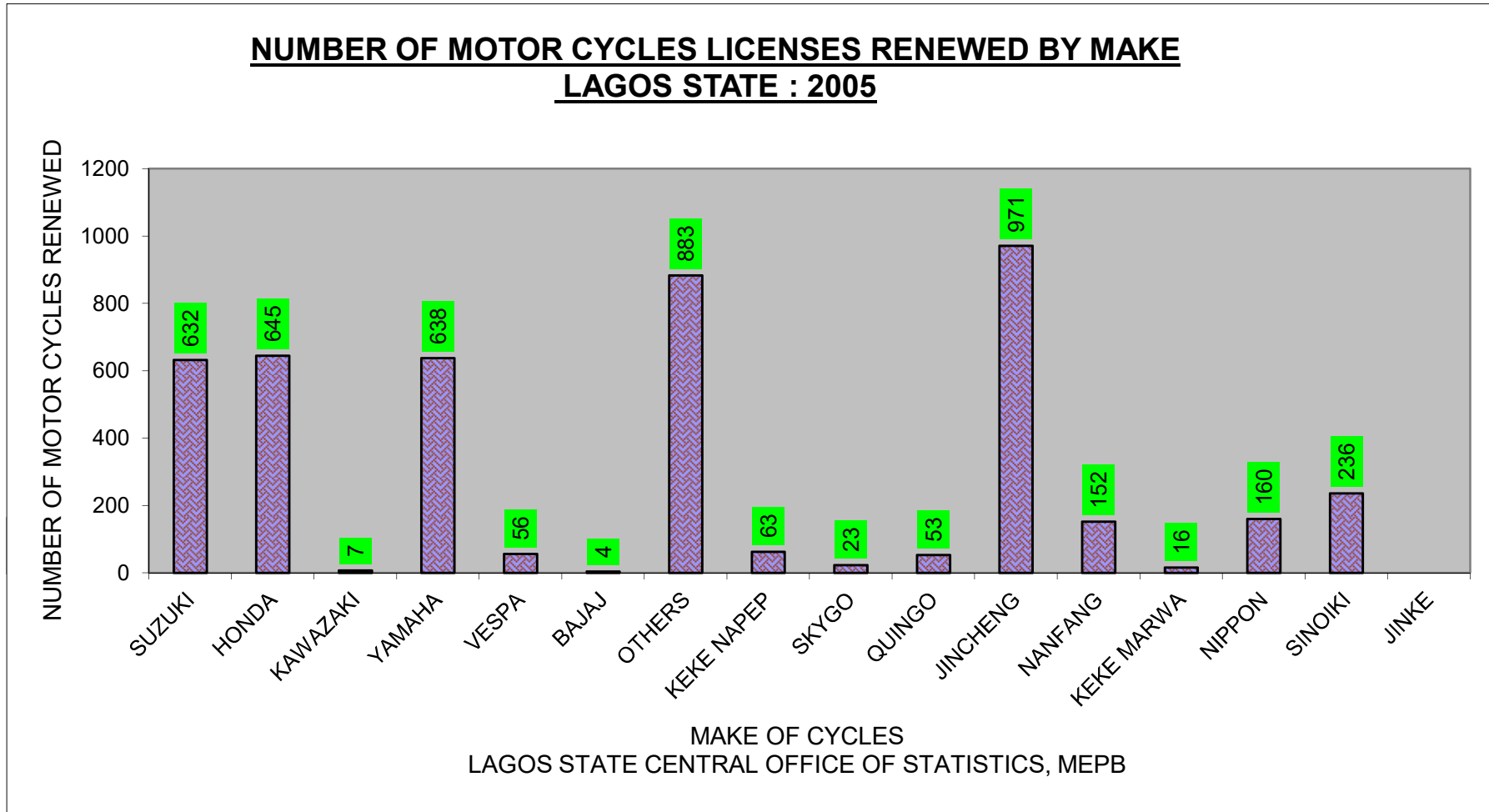


FIGURE 11

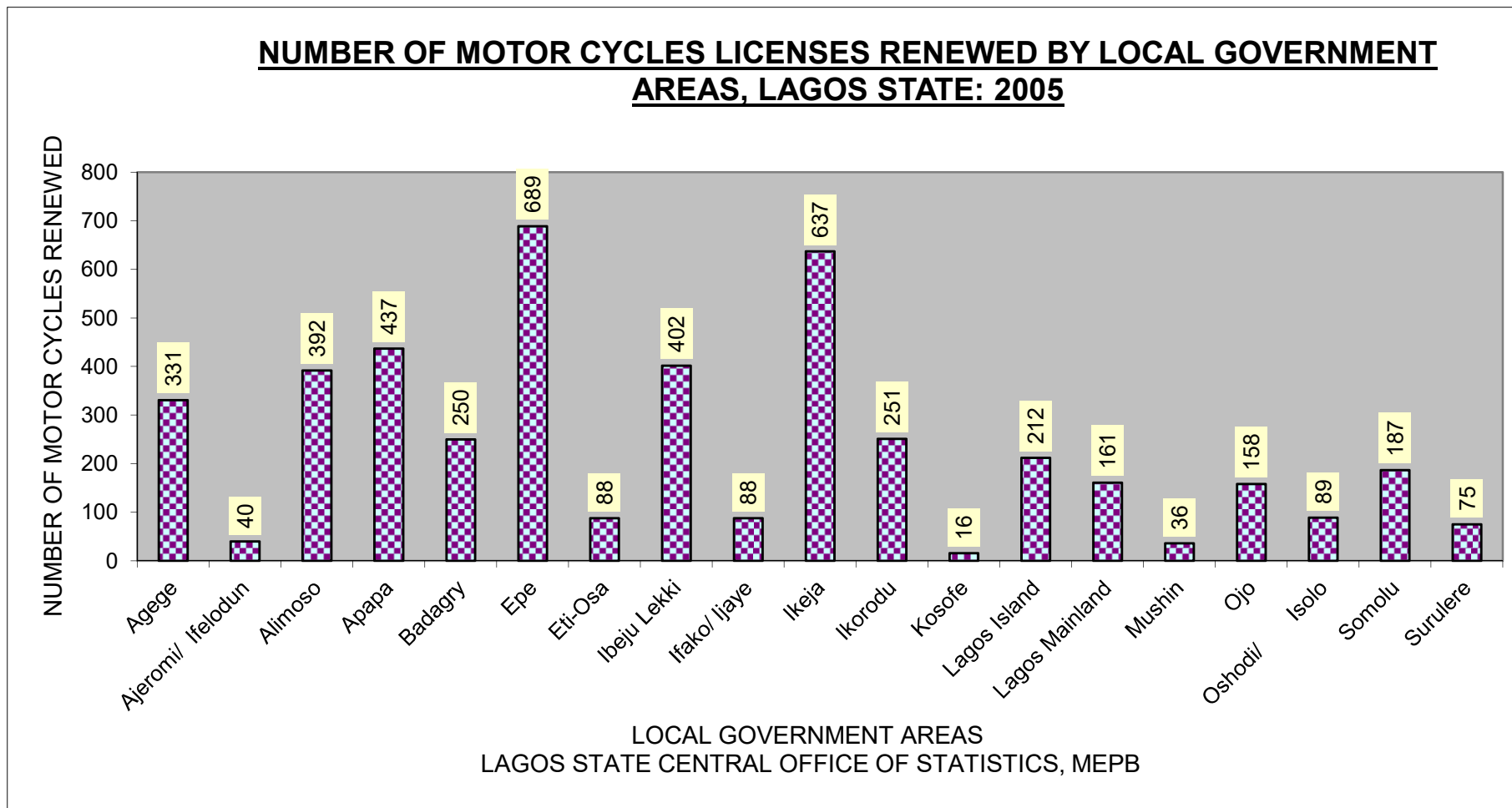


FIGURE 12

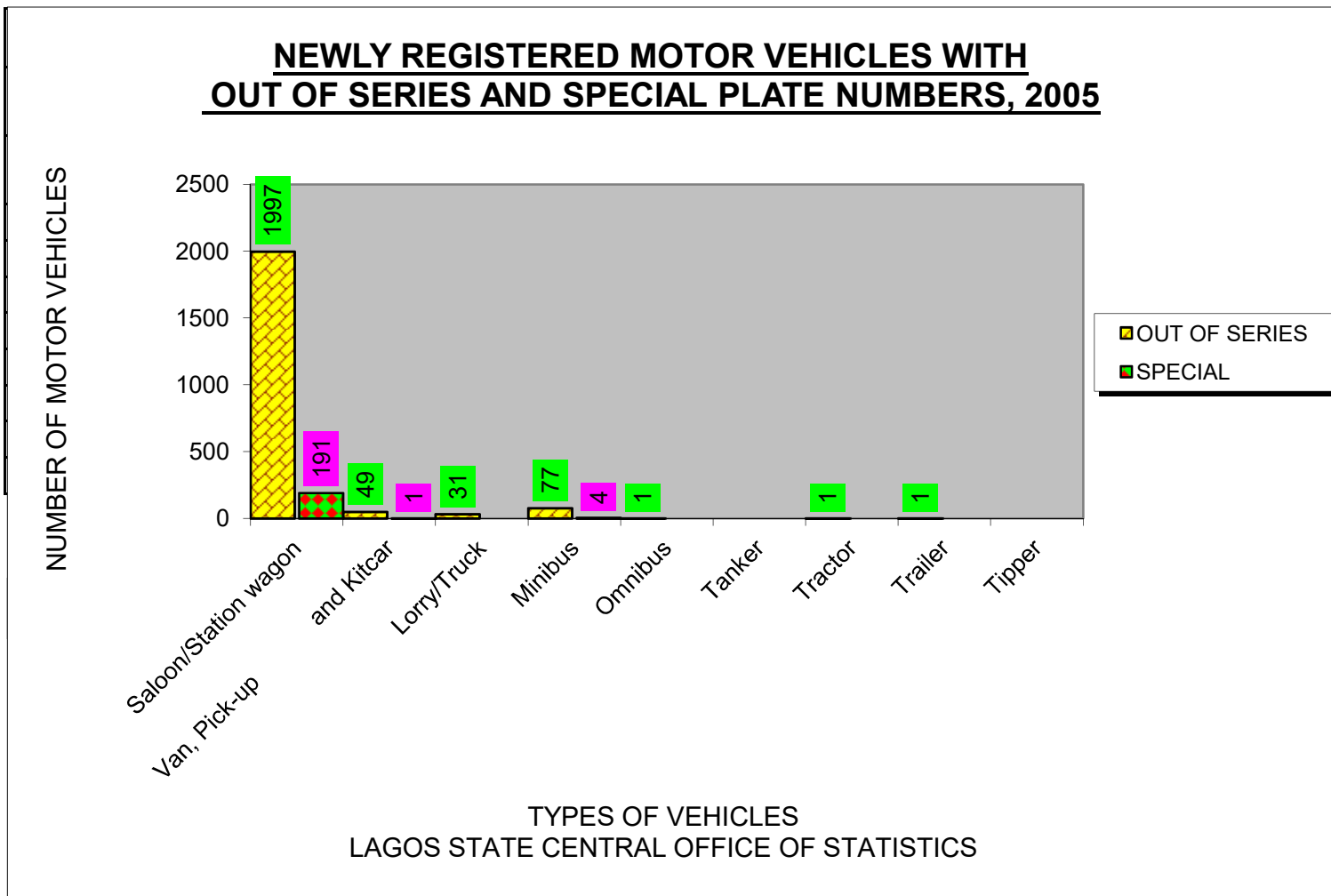


FIGURE 13

**NEWLY REGISTERED MOTOR VEHICLES WITH OUT OF SERIES
AND SPECIAL PLATE NUMBERS, 2005**

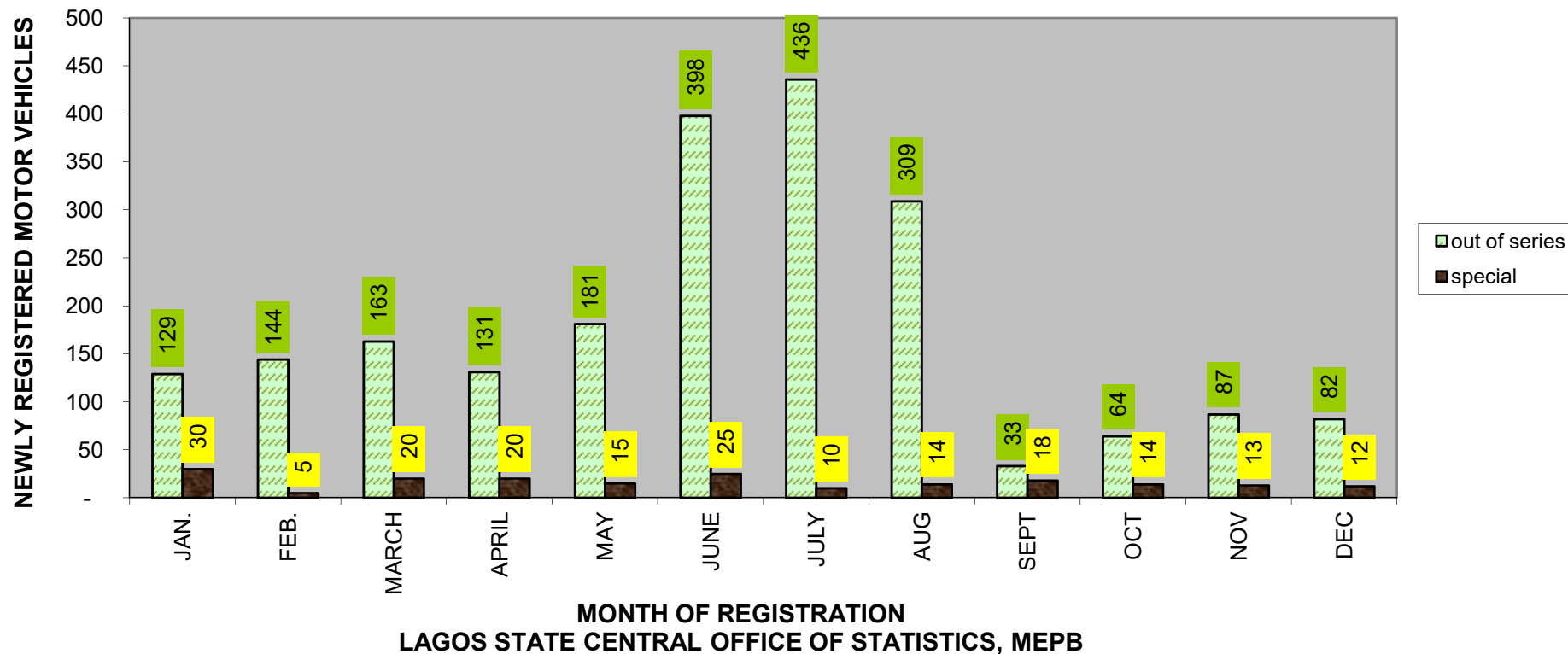


FIGURE 14

**NEWLY REGISTERED MOTOR VEHICLES WITH
OUT OF SERIES AND SPECIAL PLATE NUMBERS, 2005**

