



LAGOS STATE GOVERNMENT

MOTOR VEHICLES STATISTICS

2012

LAGOS BUREAU OF STATISTICS
MINISTRY OF ECONOMIC PLANNING AND BUDGET
SECRETARIAT,
ALAUUSA, IKEJA, LAGOS

TABLE OF CONTENTS

TABLE	CONTENTS	PAGE
	Introduction	iv
	Summary of Vehicles Statistics : 2002-2011	v
	Highlights	1-4
1	Newly-Registered Motor Vehicles by Type of Vehicles and Ownership: Lagos State: 2011	5
1i	Newly-Registered Motor Vehicles by Type of Vehicle, Type of Ownership and Licensing Station : Agbowa Licensing Station	6
1ii	Newly-Registered Motor Vehicles by Type of Vehicle, Type of Ownership and Licensing Station : Agege 1 Licensing Station	7
1iii	Newly-Registered Motor Vehicles by Type of Vehicle, Type of Ownership and Licensing Station : Agege 2 Licensing Station	8
1iv	Newly-Registered Motor Vehicles by Type of Vehicle, Type of Ownership and Licensing Station : Aguda/Ijesha Licensing Station	9
1v	Newly-Registered Motor Vehicles by Type of Vehicle, Type of Ownership and Licensing Station : Ajegunle Licensing Station	10
1vi	Newly-Registered Motor Vehicles by Type of Vehicle, Type of Ownership and Licensing Station : Akodo Licensing Station	11
1vii	Newly-Registered Motor Vehicles by Type of Vehicle, Type of Ownership and Licensing Station : Akowonjo Licensing Station	12
1viii	Newly-Registered Motor Vehicles by Type of Vehicle, Type of Ownership and Licensing Station : Alaka Licensing Station	13
1ix	Newly-Registered Motor Vehicles by Type of Vehicle, Type of Ownership and Licensing Station : Alakuko Licensing Station	14
1x	Newly-Registered Motor Vehicles by Type of Vehicle, Type of Ownership and Licensing Station : Allen Licensing Station	15
1xi	Newly-Registered Motor Vehicles by Type of Vehicle, Type of Ownership and Licensing Station : Apapa Licensing Station	16
1xii	Newly-Registered Motor Vehicles by Type of Vehicle, Type of Ownership and Licensing Station : Badagry Licensing Station	17
1xiii	Newly-Registered Motor Vehicles by Type of Vehicle, Type of Ownership and Licensing Station : City-hall Licensing Station	18
1xiv	Newly-Registered Motor Vehicles by Type of Vehicle, Type of Ownership and Licensing Station : Epe Licensing Station	19
1xv	Newly-Registered Motor Vehicles by Type of Vehicle, Type of Ownership and Licensing Station : Ereko Licensing Station	20
1xvi	Newly-Registered Motor Vehicles by Type of Vehicle, Type of Ownership and Licensing Station : Glass House Licensing Station	21
1xvii	Newly-Registered Motor Vehicles by Type of Vehicle, Type of Ownership and Licensing Station : Orile- Iganmu Licensing Station	22
1xviii	Newly-Registered Motor Vehicles by Type of Vehicle, Type of Ownership and Licensing Station : Iju-Ifako Licensing Station	23
1xix	Newly-Registered Motor Vehicles by Type of Vehicle, Type of Ownership and Licensing Station : Ikeja Licensing Station	24
1xx	Newly-Registered Motor Vehicles by Type of Vehicle, Type of Ownership and Licensing Station : Ikorodu Licensing Station	25
1xxi	Newly-Registered Motor Vehicles by Type of Vehicle, Type of Ownership and Licensing Station : Ikotun Egbe Licensing Station	26
1xxii	Newly-Registered Motor Vehicles by Type of Vehicle, Type of Ownership and Licensing Station: Ikoyi Licensing Station	27
1xxiii	Newly-Registered Motor Vehicles by Type of Vehicle, Type of Ownership and Licensing Station : Imota Licensing Station	28
1xxiv	Newly-Registered Motor Vehicles by Type of Vehicle, Type of Ownership and Licensing Station : Jebba Licensing Station	29
1xxv	Newly-Registered Motor Vehicles by Type of Vehicle, Type of Ownership	

	and Licensing Station : Ketu Ojota Licensing Station	30
1xxvi	Newly-Registered Motor Vehicles by Type of Vehicle, Type of Ownership and Licensing Station : Mushin Licensing Station	31
1xxvii	Newly-Registered Motor Vehicles by Type of Vehicle, Type of Ownership and Licensing Station: Ogba Licensing Station	32
1xxviii	Newly-Registered Motor Vehicles by Type of Vehicle, Type of Ownership and Licensing Station : Ojo Licensing Station	33
1xxix	Newly-Registered Motor Vehicles by Type of Vehicle, Type of Ownership and Licensing Station : Ojodu Licensing Station	34
1xxx	Newly-Registered Motor Vehicles by Type of Vehicle, Type of Ownership and Licensing Station : Oko-Awo Licensing Station	35
1xxxi	Newly-Registered Motor Vehicles by Type of Vehicle, Type of Ownership and Licensing Station : Olowogbowo Licensing Station	36
1xxxii	Newly-Registered Motor Vehicles by Type of Vehicle, Type of Ownership and Licensing Stations : Oregun Licensing Station	37
1xxxiii	Newly-Registered Motor Vehicles by Type of Vehicle, Type of Ownership and Licensing Station : Oshodi Licensing Station	38
1xxxiv	Newly-Registered Motor Vehicles by Type of Vehicle, Type of Ownership and Licensing Station : Oyingbo Licensing Station	39
1xxxv	Newly-Registered Motor Vehicles by Type of Vehicle, Type of Ownership and Licensing Station : Shogunle Licensing Station	40
1xxxvi	Newly-Registered Motor Vehicles by Type of Vehicle, Type of Ownership and Licensing Station : Shomolu Licensing Station	41
1xxxvii	Newly-Registered Motor Vehicles by Type of Vehicle, Type of Ownership and Licensing Station : Tinubu Licensing Station	42
1xxxviii	Newly-Registered Motor Vehicles by Type of Vehicle, Type of Ownership and Licensing Station : Vitoria-Island Licensing Station	43
2	Newly-Registered Motor Vehicles by Type of Ownership and Licensing station, Lagos State 2011	44
3	Newly-Registered Motor Vehicles By Type of Vehicle and Licensing station, Lagos State 2011	45
4	Newly-Registered Motor Vehicles By Licensing Station and Residence of Owner, Lagos State 2011	46-47
5	Newly-Registered Motor Vehicles Classified By Make and Type Of Ownership, Lagos State 2011	48
6	Newly-Registered Motor Vehicles Classified by Make/Country of Origin and Licensing Station, Lagos State 2011	49-52
7(a)	Newly-Registered Private Motor Vehicles by Make/Country of Origin and Licensing Station, Lagos State 2011	53-56
7(b)	Newly-Registered Commercial Motor Vehicle by Make/ Country of Origin and Licensing Station, Lagos State, 2011	57-60
8(a)	Newly-Registered Motor Vehicles by Type of Vehicles and Year of Registration, Local Government Area, Lagos State 1995-2011	61
8(b)	Newly-Registered Motor Vehicles by Type of Ownership and Year of Registration, Lagos State:1995-2011	62
9(a)	Newly-Registered Motor Vehicles by Type of Vehicles and by type of Ownership Lagos State: 2003/2004	63
9(b)	Newly-Registered Motor Vehicles by Type of Vehicles and by type of Ownership Lagos State: 2005/2006	64
9(c)	Newly-Registered Motor Vehicles by Type of Vehicles and by type of Ownership Lagos State: 2007/2008	65
9(d)	Newly-Registered Motor Vehicles by Type of Vehicles and by type of Ownership Lagos State: 2009/2010	66

10	Newly-Registered Motorcycles by Make and By Type of Ownership Lagos State, 2011	67
11	Newly-Registered Motorcycles by Licensing Station and by Make/Country of Origin, Lagos State 2011.	68-69
12	Newly-Registered Motorcycles By Make/Country of Origin and Year of Registration, Lagos State, 1992-2011	70
13	Estimated number of Vehicles Licences Renewed by Types of Vehicles and Type of Ownership, Lagos State, 2011	71
14	Newly-Registered Vehicles/Motorcycle and Estimated Number of Licenses Renewed, Lagos State: 2002-2011	72
15	Estimated number of Motorcycles' Licenses Renewed by Type of Ownership and Make of Cycles, Lagos State: 2011.	73
16	Newly-Registered Motor Vehicles with Special Plate Numbers Classified by Month and make of vehicles, Lagos State: 2011	74
17	Newly-Registered Motor Vehicles with Special Plate Numbers Classified by State of Residence of Owners and Make of Vehicles, Lagos State: 2011	75
18	Newly-Registered Motor Vehicles with Out of Series Plate Numbers Classified by Month and Make of Vehicles , Lagos State: 2011	76
19	Newly-Registered Motor Vehicles with Out Of Series Plate Numbers Classified by State of Residence of Owners and Make of Vehicles, Lagos State: 2011	77
20	Newly- Registered (Out Of Series And Special) Motor Vehicles by Type of Vehicles And by Year of Registration: 2003-2011	78
21	Newly Registered Vehicles with Special And Out Of Series Plate Numbers by Type of Ownership and by Type of Vehicles, Lagos State, 2011	79
22	Newly Registered Motor Vehicles classified by Licensing Office and Month of Registration, 2011	80
23	Newly Registered Motor Cycles classified by Licensing Office and Month of Registration, 2011	81
FIG 1-12	Graphical Presentations	82-94

INTRODUCTION

This publication contains statistical data on Motor Vehicles/
Motorcycles, which were newly-registered and estimated vehicles licenses renewed as well as newly registered motor vehicles with out of series and special plate numbers in Lagos State during the twelve months of 2011.

The data were based on forms filled by applicants for registration of new vehicles (form 'B' for both motor vehicles and motorcycles in all the Licensing Stations in Lagos State). The analysis is based on the Thirty Eight Licensing Stations in the State.

The data contained in this publication would be useful to Research Institutions, Consultants, Planners and Users in the Private and Public Sectors of the economy who are interested in statistics of Motor Vehicles registered in Lagos State.

LAGOS BUREAU OF STATISTICS
MINISTRY OF ECONOMIC PLANNING AND BUDGET
SECRETARIAT, IKEJA
lasgstat@yahoo.com

AUGUST 2012

SUMMARY OF VEHICLES STATISTICS: 2002 - 2011

YEAR	NEW REGISTRATION			RENEWAL			GRAND TOTAL
	MOTOR VEHICLES	MOTOR CYCLES	TOTAL	MOTOR VEHICLES	MOTOR CYCLES	TOTAL	
2002	150,620	33,452	184,072	153,624	3,331	156,955	341,027
2003	111,833	31,776	143,609	112,441	5,843	118,284	261,893
2004	67,376	11,549	78,925	158,694	2,519	161,213	240,138
2005	81,078	8,022	89,100	181,456	4,539	185,995	275,095
2006	141,265	11,846	153,111	205,927	6,461	212,388	365,499
2007	187,442	18,906	206,348	438,649	12,356	451,005	657,353
2008	239,922	42,754	282,676	497,657	14,810	512,467	795,143
2009	210,798	80,414	291,212	577,638	16,762	594,400	885,612
2010	240,963	84,666	325,629	695,641	20,481	716,122	1,041,751
2011	259,473	73,411	332,884	758,958	22,587	781,545	1,114,429

SOURCE: Motor Vehicle Administration Agency and Lagos Bureau of Statistics (MEPB)

MOTOR VEHICLE REGISTRATION STATISTICS, LAGOS STATE 2011

HIGHLIGHTS

1.1.0 NEWLY-REGISTERED MOTOR VEHICLES: 2011

- 1.1.1 The total number of motor vehicles newly registered in Lagos State in the year 2011 stood at 259,473 compared with 240,963 vehicles recorded in 2010. This figure represented an increase of 18,510 or 7.68% over the 2010 figure.
- 1.1.2 Motor vehicles registered for private use in year 2011 numbered 196,987 as against 186,429 in 2010, representing an increase of 10,558 or 5.66%. Out of the total motor vehicles registered for private use in 2011, 189,680 or 96.29% of the number were saloon/station wagons. The number of vehicles registered for commercial use increased from 32,978 in 2010 to 43,641 in the year 2011 representing an increase of 10,663 or 32.33%. Minibuses and Omnibuses accounted for 13,703 and 361 or 31.40% and 0.72% respectively of the vehicles registered for commercial use while saloon/station wagons including taxi cabs represented 16,036 or 36.75% of the total figure registered in 2011. The number of vehicles registered by the private sector companies in year 2011 which was 17,653 indicated a decrease of 2,136 or 10.79% over the 19,789 vehicles recorded in 2010 while 218,528 or 84.22% of the total figure for 2011 were made up of saloon/station wagons. Registration figure for government's vehicles recorded a downward trend as a total of 445 vehicles were registered in year 2011 as against 892 vehicles registered in 2010. This represented a decline of 447 or 50.11% over 2010 figure. Similarly, the number of vehicles registered by mission/schools in year 2011 which was 747 or 0.29% showed a shortfall of 128 or 14.63% over the corresponding figure of 875 recorded for 2010.

1.1.3 Saloon/Station wagon vehicles numbering 218,528 or 84.22% of the total vehicles registered in the year 2011 represented an increase of 30,013 or 15.92% compared with 2010 figure which was 188,515. Minibuses constituted 20,420 or 7.87% of the year 2011 total figure. Van/Pick up numbered 6155 or 2.37% of the total number registered in the year 2011 representing a decrease of 1048 or 14.55% compared with total number of 7,203 registered in 2010. Omnibus vehicles accounted for 611 or 0.24% of the figure for the year 2011 compared with corresponding figure of 1541 or 0.64% for 2010. Lorry/Truck vehicles recorded 12,478 representing an increase of 788 or 5.52% over the figure recorded for 2010 and constituted 4.81% of the total figure for year 2011.

Imota Licensing Station recorded the highest number of newly registered Vehicle with a figure of 20,489 or 7.90% of the total registration figure of 259,473 Vehicle in year 2011. Glass House Licensing Station came next with a registration figure of 19,173 or 7.39% while Ojodu Licensing Station followed with a total figure of 16,561 which represented 6.38% over the registration figure in 2011.

1.1.4 Ikoyi Licensing Station recorded the lowest Motor Vehicles registration figure of 2,627 or 0.001% of the total figure for 2011 followed by Iju ifako and Olowogbowo Licensing Stations with 3,337 or 0.0013% and 3,469 or 0.0013% respectively.

1.1.6 NEWLY REGISTERED MOTOR CYCLES: 2011

1.1.7 A total number of 73,411 motorcycles were registered in the State in year 2011 as against 84,666, 80,414, and 42,754 in year 2010, 2009 and 2008 respectively.

1.1.8 Imota Licensing Station recorded the highest number of motorcycles registered with a figure of 9405 or 12.81% in year 2011 while Glass House, Ojodu and orile followed with 6920 or 9.43%, 2,814 or 3.83% and 2,676 or 3.65% respectively. Ikoyi Licensing Station recorded the lowest figure of 760 or 1.04% followed by Victoria Island, Tinubu and Allen with 909 or 1.24%, 993 or 1.35%, 1043 or 1.42% respectively of the total motorcycles registered in 2011.

2.1.0 RENEWAL OF MOTOR VEHICLES LICENCES: 2011

2.1.1 The estimated figure of motor vehicles licenses renewed in the State for the year 2011 was 758,958. This indicated an upward trend compared with the corresponding figure of 695,641 in 2010. The 2011 figure represented an increase of 63,317 or 9.10% against 2010 figure.

2.1.2 Motor vehicles licenses renewed for private use in 2011 numbered 576,186 or 75.92% while 127,648 or 16.82% and 51,636 or 6.81% of the total were renewed for Commercial and Corporation use respectively. A total of 554,813 or 73.11% of the vehicles licences renewed for private use in 2011 were Saloon/Station wagons while 46,905 or 6.18% of the same brand of vehicles had their licenses renewed for commercial use. Minibuses and Omnibuses, accounted for 15,634 or 2.06% and 532 or 0.07% respectively. Renewal of licences figure for Government vehicles and Mission/Schools were 1,176 or 0.15% and 1702 or 0.22% respectively of the total vehicles licenses renewed in year 2011.

2.1.3 Saloon/Station wagon vehicles numbering 639,193 constituted 84.22% of the total vehicle licences renewed in 2011 while Minibuses and Omnibuses recorded 59,729 or 7.87% and 1787 or 0.24% respectively of the total figure renewed during the year. Vans, Pick-up recorded 18,004 or 2.37%

while Lorry/Truck accounted for 36,499 or 4.81% of the total figure during the year.

RENEWAL OF MOTOR CYCLE LICENCES: 2011

2.1.4 An estimated number of 22,587 motorcycles licenses were renewed in the state in 2011 against a corresponding figure of 20,481 recorded in 2010 representing an increase of 2,106 or 10.28. Suzuki, Honda and Yamaha motorcycles recorded 1657 or 7.34%, 1567 or 6.94% and 911 or 4.03% respectively of the Motor- Cycles licenses renewed during the year. A total number of 6,827 or 30.23% and 15,043 or 66.60% licenses of Motorcycles were renewed for private and commercial use respectively in the year 2011. Motorcycles' licenses renewed by the private sector companies in 2011 stood at 715 or 3.17%.

NEWLY- REGISTERED MOTOR VEHICLES BY TYPE OF VEHICLES AND BY
TYPE OF OWNERSHIP, LAGOS STATE: 2011

TABLE 1

TYPE OF VEHICLES	TYPE OF OWNERSHIP					TOTAL
	Private	Commercial	Government	Mission/ school.	*Corporation	
Saloon/Station wagon	189680	16036	402	582	11828	218528
Van, Pick-up	1350	3797	13	16	979	6155
Lorry/Truck	351	8811	2	3	3311	12478
Minibus	5345	13703	27	139	1206	20420
Omnibus	182	316		6	107	611
Tanker	7	48			7	62
Tractor	1	23		1	63	88
Trailer		31			5	36
Tipper	71	876	1		147	1095
Total	196987	43641	445	747	17653	259473

Note: *- Corporation refers to private sector companies

NEWLY- REGISTERED MOTOR VEHICLES BY TYPE OF VEHICLES, TYPE OF OWNERSHIP
AND LICENSING STATION,
LAGOS STATE: 2011

AGBOWA LICENSING STATION.

TABLE 1(i)

TYPE OF VEHICLES	TYPE OF OWNERSHIP					TOTAL
	Private	Commercial	Government	Mission/ school.	*Corporation	
Saloon/Station wagon	5568	304	3	2	139	6,016
Van, Pick-up	42	116	1		35	194
Lorry/Truck		503			110	613
Minibus	162	616	1	4	121	904
Omnibus	2	1				3
Tanker					1	1
Tractor		2				2
Trailer		2				2
Tipper		9			19	28
Total	5,774	1,553	5	6	425	7,763

Note:*- Corporation refers to private sector companies

NEWLY- REGISTERED MOTOR VEHICLES BY TYPE OF VEHICLES, TYPE OF OWNERSHIP
AND LICENSING STATION,
LAGOS STATE: 2011

AGEGE 1 LICENSING STATION

TABLE 1(ii)

TYPE OF VEHICLES	TYPE OF OWNERSHIP					TOTAL
	Private	Commercial	Government	Mission/ school.	*Corporation	
Saloon/Station wagon	6027	506	19	30	372	6,954
Van, Pick-up	39	115		1	40	195
Lorry/Truck		199			100	299
Minibus	183	240		8	24	455
Omnibus						-
Tanker		1				
Tractor						-
Trailer		1				1
Tipper		26			6	32
Total	6,249	1,088	19	39	542	7,937

Note:*- Corporation refers to private sector companies

NEWLY- REGISTERED MOTOR VEHICLES BY TYPE OF VEHICLES, TYPE OF OWNERSHIP AND LICENSING STATION,

LAGOS STATE: 2011

AGEGE 2 LICENSING STATION

TABLE 1(iii)

TYPE OF VEHICLES	TYPE OF OWNERSHIP					TOTAL
	Private	Commercial	Government	Mission/ school.	*Corporation	
Saloon/Station wagon	2585	373	12	37	234	3,241
Van, Pick-up	6	8				14
Lorry/Truck	5	121			39	165
Minibus	26	143			1	170
Omnibus						-
Tanker						
Tractor						
Trailer						-
Tipper		1			3	4
Total	2,622	646	12	37	277	3,594

Note: *- Corporation refers to private sector companies

NEWLY- REGISTERED MOTOR VEHICLES BY TYPE OF VEHICLES, TYPE OF OWNERSHIP
AND LICENSING STATION,

TABLE 1(iv)

LAGOS STATE: 2011

AGUDA IJESHA LICENSING STATION

TYPE OF VEHICLES	TYPE OF OWNERSHIP					TOTAL
	Private	Commercial	Government	Mission/ school.	*Corporation	
Saloon/Station wagon	8075	658	2	27	286	9,048
Van, Pick-up	1	57			1	59
Lorry/Truck	7	443	1		120	571
Minibus	116	319	1	1	6	443
Omnibus		7				7
Tanker						
Tractor		1				1
Trailer		1				1
Tipper	1	56	1		7	65
Total	8,200	1,542	5	28	420	10,195

Note: *- Corporation refers to private sector companies

NEWLY- REGISTERED MOTOR VEHICLES BY TYPE OF VEHICLES, TYPE OF OWNERSHIP
AND LICENSING STATION,

TABLE 1(v)

LAGOS STATE: 2011

AJEGUNLE LICENSING STATION

TYPE OF VEHICLES	TYPE OF OWNERSHIP					TOTAL
	Private	Commercial	Government	Mission/ school.	*Corporation	
Saloon/Station wagon	5575	267		2	213	6,057
Van, Pick-up	51	52			16	119
Lorry/Truck	1	225			8	234
Minibus	369	535		8	21	933
Omnibus	55	53			5	113
Tanker		1				1
Tractor						
Trailer						
Tipper		37				37
Total	6,051	1,170		10	263	7,494

Note: *- Corporation refers to private sector companies

NEWLY- REGISTERED MOTOR VEHICLES BY TYPE OF VEHICLES, TYPE OF OWNERSHIP AND LICENSING STATION,

LAGOS STATE: 2011

AKODO LICENSING STATION

TABLE 1(vi)

TYPE OF VEHICLES	TYPE OF OWNERSHIP					TOTAL
	Private	Commercial	Government	Mission/ school.	*Corporation	
Saloon/Station wagon	4791	149	11	36	407	5,394
Van, Pick-up	2	69			18	89
Lorry/Truck	1	143			15	159
Minibus	24	421			9	454
Omnibus						
Tanker						
Tractor						
Trailer		1				1
Tipper		10				10
Total	4,818	793	11	36	449	6,107

Note: *- Corporation refers to private sector companies

NEWLY- REGISTERED MOTOR VEHICLES BY TYPE OF VEHICLES, TYPE OF OWNERSHIP
AND LICENSING STATION,

TABLE (vii)

LAGOS STATE: 2011

AKOWONJO LICENSING STATION

TYPE OF VEHICLES	TYPE OF OWNERSHIP					TOTAL
	Private	Commercial	Government	Mission/ school.	*Corporation	
Saloon/Station wagon	5448	404	15	19	366	6,252
Van, Pick-up	19	57			20	96
Lorry/Truck		127			148	275
Minibus	79	107		1	41	228
Omnibus		1				1
Tanker		4				4
Tractor		1			1	2
Trailer						-
Tipper		16			12	28
Total	5,546	717	15	20	588	6,886

Note: *- Corporation refers to private sector companies

NEWLY- REGISTERED MOTOR VEHICLES BY TYPE OF VEHICLES, TYPE OF OWNERSHIP AND LICENSING STATION,
LAGOS STATE: 2011

ALAKA LICENSING STATION

TABLE 1(viii)

TYPE OF VEHICLES	TYPE OF OWNERSHIP					TOTAL
	Private	Commercial	Government	Mission/ school.	*Corporation	
Saloon/Station wagon	3151	793	3	8	512	4,467
Van, Pick-up	17	113	6		94	230
Lorry/Truck	1	254			203	458
Minibus	27	353		3	61	444
Omnibus		4			1	5
Tanker					1	
Tractor					3	
Trailer						-
Tipper		19			5	24
Total	3,196	1,536	9	11	880	5,632

Note: *- Corporation refers to private sector companies

NEWLY- REGISTERED MOTOR VEHICLES BY TYPE OF VEHICLES, TYPE OF OWNERSHIP AND LICENSING STATION, LAGOS STATE: 20101

ALAKUKO LICENSING STATION

TABLE 1 (ix)

TYPE OF VEHICLES	TYPE OF OWNERSHIP					TOTAL
	Private	Commercial	Government	Mission/ school.	*Corporation	
Saloon/Station wagon	4340	306			39	4,685
Van, Pick-up	16	157		5		178
Lorry/Truck		328			3	331
Minibus	188	873			1	1,062
Omnibus	8	11			1	20
Tanker		1				1
Tractor						-
Trailer		2				2
Tipper	7	46				53
Total	4,559	1,724	-	5	44	6,332

Note: *- Corporation refers to private sector companies

NEWLY- REGISTERED MOTOR VEHICLES BY TYPE OF VEHICLES, TYPE OF OWNERSHIP AND LICENSING STATION,
LAGOS STATE: 2011

ALLEN LICENSING STATION

TABLE 1(x)

TYPE OF VEHICLES	TYPE OF OWNERSHIP					TOTAL
	Private	Commercial	Government	Mission/ school.	*Corporation	
Saloon/Station wagon	3666	438	11	12	156	4,283
Van, Pick-up	26	23	0	0	3	52
Lorry/Truck	19	112	0	1	63	195
Minibus	148	194	0	8	21	371
Omnibus	1	2	0	0	2	5
Tanker						
Tractor	0	0	0		2	2
Trailer						
Tipper	9	8	0	0	6	23
Total	3,869	777	11	21	253	4,931

Note: *- Corporation refers to private sector companies

NEWLY- REGISTERED MOTOR VEHICLES BY TYPE OF VEHICLES, TYPE OF OWNERSHIP
AND LICENSING STATION,
LAGOS STATE: 2011

TABLE 1(xi)

APAPA LICENSING STATION

TYPE OF VEHICLES	TYPE OF OWNERSHIP					TOTAL
	Private	Commercial	Government	Mission/ school.	*Corporation	
Saloon/Station wagon	5329	500		38	535	6,402
Van, Pick-up	13	2			9	24
Lorry/Truck	24	327			82	433
Minibus	159	211			31	401
Omnibus	2	2			10	14
Tanker						-
Tractor					19	
Trailer						-
Tipper		1			1	2
Total	5,527	1,043	-	38	687	7,295

Note:*- Corporation refers to private sector companies

NEWLY- REGISTERED MOTOR VEHICLES BY TYPE OF VEHICLES, TYPE OF OWNERSHIP
AND LICENSING STATION,
LAGOS STATE: 2011

TABLE 1(xii)

BADAGRY LICENSING STATION

TYPE OF VEHICLES	TYPE OF OWNERSHIP					TOTAL
	Private	Commercial	Government	Mission/ school.	*Corporation	
Saloon/Station wagon	4435	717	25	24	103	5,304
Van, Pick-up	4	9				13
Lorry/Truck	29	114		1		144
Minibus	57	118				175
Omnibus						-
Tanker						
Tractor						-
Trailer						-
Tipper		13				13
Total	4,525	971	25	25	103	5,649

*Note: *- Corporation refers to private sector companies*

NEWLY- REGISTERED MOTOR VEHICLES BY TYPE OF VEHICLES, TYPE OF OWNERSHIP
AND LICENSING STATION,
LAGOS STATE: 2011

TABLE 1(xiii)

CITY HALL LICENSING STATION

TYPE OF VEHICLES	TYPE OF OWNERSHIP					TOTAL
	Private	Commercial	Government	Mission/ school.	*Corporation	
Saloon/Station wagon	3140	151	10	10	341	3,652
Van, Pick-up	75	109			40	224
Lorry/Truck	2	179			63	244
Minibus	87	237		3	11	338
Omnibus		1				1
Tanker						-
Tractor		3				
Trailer						-
Tipper		9			4	13
Total	3,304	689	10	13	459	4,475

*Note: *- Corporation refers to private sector companies*

NEWLY- REGISTERED MOTOR VEHICLES BY TYPE OF VEHICLES, TYPE OF OWNERSHIP
AND LICENSING STATION,
LAGOS STATE: 2011

TABLE 1(xiv)

EPE LICENSING STATION

TYPE OF VEHICLES	TYPE OF OWNERSHIP					TOTAL
	Private	Commercial	Government	Mission/ school.	*Corporation	
Saloon/Station wagon	4278	148	1	5	92	4,524
Van, Pick-up	64	114			28	206
Lorry/Truck	20	243			29	292
Minibus	175	346		5	5	531
Omnibus		2				2
Tanker	2	2				4
Tractor		1				
Trailer						-
Tipper		20				20
Total	4,539	876	1	10	154	5,580

Note: *- Corporation refers to private sector companies

NEWLY- REGISTERED MOTOR VEHICLES BY TYPE OF VEHICLES, TYPE OF OWNERSHIP
AND LICENSING STATION,
LAGOS STATE: 2011

TABLE 1(xv)

EREKO LICENSING STATION

TYPE OF VEHICLES	TYPE OF OWNERSHIP					TOTAL
	Private	Commercial	Government	Mission/ school.	*Corporation	
Saloon/Station wagon	4262	408	8	15	440	5,133
Van, Pick-up	84	124			31	239
Lorry/Truck	1	370			39	410
Minibus	250	490	20	7	31	798
Omnibus	4	14				18
Tanker		2				2
Tractor						
Trailer		1				1
Tipper		45				45
Total	4,601	1,454	28	22	541	6,646

Note: *- Corporation refers to private sector companies

NEWLY- REGISTERED MOTOR VEHICLES BY TYPE OF VEHICLES, TYPE OF OWNERSHIP
AND LICENSING STATION,
LAGOS STATE: 2011

TABLE 1(xvi)

GLASS HOUSE LICENSING STATION

TYPE OF VEHICLES	TYPE OF OWNERSHIP					TOTAL
	Private	Commercial	Government	Mission/ school.	*Corporation	
Saloon/Station wagon	14158	1529	109	26	954	16,776
Van, Pick-up	43	135	1	1	31	211
Lorry/Truck		625			107	732
Minibus	173	1109	2	7	65	1,356
Omnibus		3				3
Tanker		1				
Tractor		5				
Trailer		2				2
Tipper	2	78			7	87
Total	14,376	3,487	112	34	1,164	19,173

Note: * - Corporation refers to private sector companies

NEWLY- REGISTERED MOTOR VEHICLES BY TYPE OF VEHICLES, TYPE OF OWNERSHIP
AND LICENSING STATION,
LAGOS STATE: 2011

TABLE 1(xvii)

ORILE IGANMU LICENSING STATION

TYPE OF VEHICLES	TYPE OF OWNERSHIP					TOTAL
	Private	Commercial	Government	Mission/ school.	*Corporation	
Saloon/Station wagon	6678	286	6	12	297	7,279
Van, Pick-up	112	236	2		176	526
Lorry/Truck	113	418			336	867
Minibus	307	787		4	87	1,185
Omnibus	14	2		2		18
Tanker	2	1			1	
Tractor					2	
Trailer						-
Tipper	23	29			9	61
Total	7,249	1,759	8	18	908	9,942

Note: *- Corporation refers to private sector companies

NEWLY- REGISTERED MOTOR VEHICLES BY TYPE OF VEHICLES, TYPE OF OWNERSHIP
AND LICENSING STATION,
LAGOS STATE: 2011

TABLE 1(xviii)

IJU IFAKO LICENSING STATION

TYPE OF VEHICLES	TYPE OF OWNERSHIP					TOTAL
	Private	Commercial	Government	Mission/ school.	*Corporation	
Saloon/Station wagon	2455	264	6	9	215	2,949
Van, Pick-up	14	44			24	82
Lorry/Truck	3	88			34	125
Minibus	42	121		1	9	173
Omnibus						-
Tanker						
Tractor						
Trailer						-
Tipper		8				8
Total	2,514	525	6	10	282	3,337

NNote: *- Corporation refers to private sector companies

NEWLY- REGISTERED MOTOR VEHICLES BY TYPE OF VEHICLES, TYPE OF OWNERSHIP
AND LICENSING STATION,
LAGOS STATE: 2011

TABLE 1(xix)

IKEJA LICENSING STATION.

TYPE OF VEHICLES	TYPE OF OWNERSHIP					TOTAL
	Private	Commercial	Government	Mission/ school.	*Corporation	
Saloon/Station wagon	4389	422	7	16	153	4,987
Van, Pick-up	28	50			3	81
Lorry/Truck	48	166	1		8	223
Minibus	194	260		4	7	465
Omnibus		1				1
Tanker						
Tractor						
Trailer						-
Tipper	8	22				30
Total	4,667	921	8	20	171	5,787

Note: * - Corporation refers to private sector companies

NEWLY- REGISTERED MOTOR VEHICLES BY TYPE OF VEHICLES, TYPE OF OWNERSHIP
AND LICENSING STATION,
LAGOS STATE: 2011

TABLE 1(xx)

IKORODU LICENSING STATION

TYPE OF VEHICLES	TYPE OF OWNERSHIP					TOTAL
	Private	Commercial	Government	Mission/ school.	*Corporation	
Saloon/Station wagon	3857	353	2	17	103	4,332
Van, Pick-up	20	86			4	110
Lorry/Truck		123		1	15	139
Minibus	59	125		3	12	199
Omnibus						-
Tanker						
Tractor		3		1		
Trailer						-
Tipper	1	40			16	57
Total	3,937	730	2	22	150	4,841

Note: * - Corporation refers to private sector companies

NEWLY- REGISTERED MOTOR VEHICLES BY TYPE OF VEHICLES, TYPE OF OWNERSHIP
AND LICENSING STATION,
LAGOS STATE: 2011

TABLE 1(xxi)

IKOTUN LICENSING STATION

TYPE OF VEHICLES	TYPE OF OWNERSHIP					TOTAL
	Private	Commercial	Government	Mission/ school.	*Corporation	
Saloon/Station wagon	3048	295		16	161	3,520
Van, Pick-up	32	42	2		19	95
Lorry/Truck		86			68	154
Minibus	55	96		3	9	163
Omnibus						-
Tanker						
Tractor						
Trailer						-
Tipper		9			6	15
Total	3,135	528	2	19	263	3,947

Note: * - Corporation refers to private sector companies

NEWLY- REGISTERED MOTOR VEHICLES BY TYPE OF VEHICLES, TYPE OF OWNERSHIP
AND LICENSING STATION,
LAGOS STATE: 2011

TABLE 1(xxii)

IKOYI LICENSING STATION

TYPE OF VEHICLES	TYPE OF OWNERSHIP					TOTAL
	Private	Commercial	Government	Mission/ school.	*Corporation	
Saloon/Station wagon	1955	63	1	6	159	2,184
Van, Pick-up	33	31	0	0	9	73
Lorry/Truck	1	64	0	0	60	125
Minibus	131	92	0	2	13	238
Omnibus	1	3	0	0	0	4
Tanker						
Tractor						
Trailer						-
Tipper	0	3	0	0	0	3
Total	2,121	256	1	8	241	2,627

Note: * - Corporation refers to private sector companies

NEWLY- REGISTERED MOTOR VEHICLES BY TYPE OF VEHICLES, TYPE OF OWNERSHIP
AND LICENSING STATION,
LAGOS STATE: 2011

TABLE 1(xxiii)

IMOTA LICENSING STATION

TYPE OF VEHICLES	TYPE OF OWNERSHIP					TOTAL
	Private	Commercial	Government	Mission/ school.	*Corporation	
Saloon/Station wagon	16239	1560	5	48	437	18,289
Van, Pick-up	108	298	0	6	4	416
Lorry/Truck	1	639	0	0	26	666
Minibus	430	568	0	23	35	1,056
Omnibus	0	2	0	0	0	2
Tanker	0	6	0	0	0	
Tractor	0	2	0	0	0	
Trailer	0	1	0	0	0	1
Tipper	0	51	0	0	0	51
Total	16,778	3,127	5	77	502	20,489

Note: * - Corporation refers to private sector companies

NEWLY- REGISTERED MOTOR VEHICLES BY TYPE OF VEHICLES, TYPE OF OWNERSHIP
AND LICENSING STATION,
LAGOS STATE: 2011

TABLE 1(xxiv)

JEBBA LICENSING STATION

TYPE OF VEHICLES	TYPE OF OWNERSHIP					TOTAL
	Private	Commercial	Government	Mission/ school.	*Corporation	
Saloon/Station wagon	5579	250	1	17	266	6,113
Van, Pick-up	25	47			41	113
Lorry/Truck	3	240			20	263
Minibus	167	306			27	500
Omnibus	4					4
Tanker						
Tractor						
Trailer						-
Tipper		22				22
Total	5,778	865	1	17	354	7,015

Note: * - Corporation refers to private sector companies

NEWLY- REGISTERED MOTOR VEHICLES BY TYPE OF VEHICLES, TYPE OF OWNERSHIP
AND LICENSING STATION,
LAGOS STATE: 2011

TABLE 1(xxv)

KETU LICENSING STATION

TYPE OF VEHICLES	TYPE OF OWNERSHIP					TOTAL
	Private	Commercial	Government	Mission/ school.	*Corporation	
Saloon/Station wagon	3138	279	10	19	354	3,800
Van, Pick-up	23	72			30	125
Lorry/Truck		111			44	155
Minibus	49	134		4	16	203
Omnibus						-
Tanker						
Tractor		2				2
Trailer		1				1
Tipper		16				16
Total	3,210	615	10	23	444	4,302

Note: * - Corporation refers to private sector companies

NEWLY- REGISTERED MOTOR VEHICLES BY TYPE OF VEHICLES, TYPE OF OWNERSHIP
AND LICENSING STATION,
LAGOS STATE: 2011

TABLE 1(xxvi)

MUSHIN LICENSING STATION

TYPE OF VEHICLES	TYPE OF OWNERSHIP					TOTAL
	Private	Commercial	Government	Mission/ school.	*Corporation	
Saloon/Station wagon	3626	134		3	226	3,989
Van, Pick-up	38	222		1	14	275
Lorry/Truck		177			46	223
Minibus	217	401		2	29	649
Omnibus	5					5
Tanker						-
Tractor		1				1
Trailer		1			1	2
Tipper		10			2	12
Total	3,886	946	-	6	318	5,156

Note: * - Corporation refers to private sector companies

NEWLY- REGISTERED MOTOR VEHICLES BY TYPE OF VEHICLES, TYPE OF OWNERSHIP
AND LICENSING STATION,
LAGOS STATE: 2011

TABLE 1(xxvii)

OGBALICENSING STATION

TYPE OF VEHICLES	TYPE OF OWNERSHIP					TOTAL
	Private	Commercial	Government	Mission/ school.	*Corporation	
Saloon/Station wagon	5913	180	16	12	93	6,214
Van, Pick-up	30	267	0	0	10	307
Lorry/Truck	1	510	0	0	9	520
Minibus	70	1053	1	1	10	1,135
Omnibus	1	1	0	0	0	2
Tanker						
Tractor						
Trailer	0	1	0	0	0	1
Tipper	0	87	0	0	5	92
Total	6,015	2,099	17	13	127	8,271

Note: * - Corporation refers to private sector companies

NEWLY- REGISTERED MOTOR VEHICLES BY TYPE OF VEHICLES, TYPE OF OWNERSHIP
AND LICENSING STATION,
LAGOS STATE: 2011

TABLE 1(xxviii)

OJO LICENSING STATION

TYPE OF VEHICLES	TYPE OF OWNERSHIP					TOTAL
	Private	Commercial	Government	Mission/ school.	*Corporation	
Saloon/Station wagon	3458	120		3	75	3,656
Van, Pick-up	23	27			2	52
Lorry/Truck	1	79			36	116
Minibus	80	204	1		14	299
Omnibus		5				5
Tanker		1				1
Tractor		1				1
Trailer		1				1
Tipper		15				15
Total	3,562	453	1	3	127	4,146

Note: * - Corporation refers to private sector companies

NEWLY- REGISTERED MOTOR VEHICLES BY TYPE OF VEHICLES, TYPE OF OWNERSHIP
AND LICENSING STATION,
LAGOS STATE: 2011

TABLE 1(xxx)

OKO AWO LICENSING STATION

TYPE OF VEHICLES	TYPE OF OWNERSHIP					TOTAL
	Private	Commercial	Government	Mission/ school.	*Corporation	
Saloon/Station wagon	4271	396			72	4,739
Van, Pick-up	25	82			10	117
Lorry/Truck	3	144			5	152
Minibus	78	176			3	257
Omnibus	18	74				
Tanker						
Tractor						
Trailer		4			1	5
Tipper	3	15			1	19
Total	4,398	891	-	-	92	5,381

Note: * - Corporation refers to private sector companies

NEWLY- REGISTERED MOTOR VEHICLES BY TYPE OF VEHICLES, TYPE OF OWNERSHIP
AND LICENSING STATION,
LAGOS STATE: 2011

TABLE 1(xxxi)

OLOWOGBOWO LICENSING STATION

TYPE OF VEHICLES	TYPE OF OWNERSHIP					TOTAL
	Private	Commercial	Government	Mission/ school.	*Corporation	
Saloon/Station wagon	2689	285	10	4	160	3,148
Van, Pick-up	5	32			1	38
Lorry/Truck	7	43			68	118
Minibus	25	116		3	6	150
Omnibus		1				1
Tanker						-
Tractor		1			6	
Trailer						-
Tipper		6			1	7
Total	2,726	484	10	7	242	3,469

Note: * - Corporation refers to private sector companies

NEWLY- REGISTERED MOTOR VEHICLES BY TYPE OF VEHICLES, TYPE OF OWNERSHIP
AND LICENSING STATION,
LAGOS STATE: 2011

TABLE 1(xxxii)

OREGUN LICENSING STATION

TYPE OF VEHICLES	TYPE OF OWNERSHIP					TOTAL
	Private	Commercial	Government	Mission/ school.	*Corporation	
Saloon/Station wagon	3695	614	74	9	299	4,691
Van, Pick-up	9	87			9	105
Lorry/Truck	12	126			62	200
Minibus	26	185			24	235
Omnibus	7	3		1	29	40
Tanker						-
Tractor		1				1
Trailer						-
Tipper		14			6	20
Total	3,749	1,030	74	10	429	5,292

Note: * - Corporation refers to private sector companies

NEWLY- REGISTERED MOTOR VEHICLES BY TYPE OF VEHICLES, TYPE OF OWNERSHIP
AND LICENSING STATION,
LAGOS STATE: 2011

TABLE 1(xxxiii)

OSHODI LICENSING STATION

TYPE OF VEHICLES	TYPE OF OWNERSHIP					TOTAL
	Private	Commercial	Government	Mission/ school.	*Corporation	
Saloon/Station wagon	4811	705			32	5,548
Van, Pick-up	7	132			5	144
Lorry/Truck		247			2	249
Minibus	88	211			5	304
Omnibus	7	24			10	41
Tanker						-
Tractor						-
Trailer						-
Tipper	2	22				24
Total	4,915	1,341	-	-	54	6,310

Note: * - Corporation refers to private sector companies

NEWLY- REGISTERED MOTOR VEHICLES BY TYPE OF VEHICLES, TYPE OF OWNERSHIP
AND LICENSING STATION,
LAGOS STATE: 2011

TABLE 1(xxxiv)

OYINGBO LICENSING STATION

TYPE OF VEHICLES	TYPE OF OWNERSHIP					TOTAL
	Private	Commercial	Government	Mission/ school.	*Corporation	
Saloon/Station wagon	3716	400	3	9	529	4,657
Van, Pick-up	14	145	1		32	192
Lorry/Truck	2	200			134	336
Minibus	53	503		6	174	736
Omnibus	22	74			47	143
Tanker		17			2	19
Tractor						-
Trailer						-
Tipper		18			10	28
Total	3,807	1,357	4	15	928	6,111

Note: * - Corporation refers to private sector companies

NEWLY- REGISTERED MOTOR VEHICLES BY TYPE OF VEHICLES, TYPE OF OWNERSHIP
AND LICENSING STATION,
LAGOS STATE: 2011

TABLE 1(xxxv)

SHOGUNLE LICENSING STATION

TYPE OF VEHICLES	TYPE OF OWNERSHIP					TOTAL
	Private	Commercial	Government	Mission/ school.	*Corporation	
Saloon/Station wagon	4365	297	1	6	177	4,846
Van, Pick-up	42	63			13	118
Lorry/Truck		165			97	262
Minibus	137	411		2	31	581
Omnibus		16				16
Tanker		5				
Tractor					29	29
Trailer		2				2
Tipper		17			6	23
Total	4,544	976	1	8	353	5,882

Note: * - Corporation refers to private sector companies

NEWLY- REGISTERED MOTOR VEHICLES BY TYPE OF VEHICLES, TYPE OF OWNERSHIP
AND LICENSING STATION,
LAGOS STATE: 2011

TABLE 1(xxxvi)

SHOMOLU LICENSING STATION

TYPE OF VEHICLES	TYPE OF OWNERSHIP					TOTAL
	Private	Commercial	Government	Mission/ school.	*Corporation	
Saloon/Station wagon	4128	409	2	43	208	4,790
Van, Pick-up	31	65		1	10	107
Lorry/Truck		165			146	311
Minibus	119	193		8	18	338
Omnibus		4		3		7
Tanker		4				
Tractor		1				
Trailer						-
Tipper		20				20
Total	4,278	861	2	55	382	5,578

Note: * - Corporation refers to private sector companies

NEWLY- REGISTERED MOTOR VEHICLES BY TYPE OF VEHICLES, TYPE OF OWNERSHIP
AND LICENSING STATION,
LAGOS STATE: 2011

TABLE 1(xxxvii)

TINUBU LICENSING STATION

TYPE OF VEHICLES	TYPE OF OWNERSHIP					TOTAL
	Private	Commercial	Government	Mission/ school.	*Corporation	
Saloon/Station wagon	2848	288	9	3	128	3,276
Van, Pick-up	33	76	0	0	20	129
Lorry/Truck	30	120	0	0	381	531
Minibus	201	115	0	1	8	325
Omnibus	3	3	0	0	1	7
Tanker	1	0	0	0	0	1
Tractor	1	0	0	0	0	1
Trailer						
Tipper	12	14	0	0	1	27
Total	3,129	616	9	4	539	4,297

Note: * - Corporation refers to private sector companies

NEWLY- REGISTERED MOTOR VEHICLES BY TYPE OF VEHICLES, TYPE OF OWNERSHIP
AND LICENSING STATION,
LAGOS STATE: 2011

TABLE 1(xxxviii)

VICTORIA ISLAND LICENSING STATION

TYPE OF VEHICLES	TYPE OF OWNERSHIP					TOTAL
	Private	Commercial	Government	Mission/ school.	*Corporation	
Saloon/Station wagon	3294	386		4	165	3,849
Van, Pick-up	54	63		1	18	136
Lorry/Truck	14	149			427	590
Minibus	202	229		5	11	447
Omnibus	2				1	3
Tanker	2				2	4
Tractor						-
Trailer						-
Tipper	2	11			1	14
Total	3,570	838	-	10	625	5,043

Note: * - Corporation refers to private sector companies

**NEWLY- REGISTERED MOTOR VEHICLES BY TYPE OF OWNERSHIP
AND LICENSING STATION: LAGOS STATE, 2011**

TABLE 2

LICENSING STATIONS	TYPE OF OWNERSHIP					TOTAL
	Private	Commercial	Government	Mission/ school.	*Corporation	
AGBOWA	5,774	1,553	5	6	425	7,763
AGEG 1	6,249	1,088	19	39	542	7,937
AGEG 2	2,622	646	12	37	277	3,594
AGUDA IJESHA	8,200	1,542	5	28	420	10,195
AJEGUNLE	6,051	1,170	-	10	263	7,494
AKODO	4,818	793	11	36	449	6,107
AKOWONJO	5,546	717	15	20	588	6,886
ALAKA	3,196	1,536	9	11	880	5,632
ALAKUKO	4,559	1,724	-	5	44	6,332
ALLEN	3,869	777	11	21	253	4,931
APAPA	5,527	1,043	-	38	687	7,295
BADAGRY	4,525	971	25	25	103	5,649
CITY HALL	3,304	689	10	13	459	4,475
EGBE	3,135	528	2	19	263	3,947
EPE	4,539	876	1	10	154	5,580
EREKO	4,601	1,454	28	22	541	6,646
GLASS HOUSE	14,376	3,487	112	34	1,164	19,173
ORILE IGANMU	7,249	1,759	8	18	908	9,942
IJU IFAKO	2,514	525	6	10	282	3,337
IKEJA	4,667	921	8	20	171	5,787
IKORODU	3,937	730	2	22	150	4,841
IKOYI	2,121	256	1	8	241	2,627
IMOTA	16,778	3,127	5	77	502	20,489
JEBBA	5,778	865	1	17	354	7,015
KETU OJOTA	3,210	615	10	23	444	4,302
MUSHIN	3,886	946	-	6	318	5,156
OGBA	6,015	2,099	17	13	127	8,271
OJO	3,562	453	1	3	127	4,146
OJODU	11,263	2,357	21	47	2,873	16,561
OKO AWO	4,398	891	-	-	92	5,381
OLWOGBOWO	2,726	484	10	7	242	3,469
OREGUN	3,749	1,030	74	10	429	5,292
OSHODI	4,915	1,341	-	-	54	6,310
OYINGBO	3,807	1,357	4	15	928	6,111
SHOGUNLE	4,544	976	1	8	353	5,882
SHOMOLU	4,278	861	2	55	382	5,578
TINUBU	3,129	616	9	4	539	4,297
VICTORIA ISLAND	3,570	838	-	10	625	5,043
TOTAL	196,987	43,641	445	747	17,653	259,473

SOURCE: Motor Vehicle Administration Agency and Lagos Bureau of Statistics (MEPB)

**NEWLY- REGISTERED MOTOR VEHICLES BY TYPE OF VEHICLES
AND LICENSING STATION: LAGOS STATE, 2011**

TABLE 3

LICENSING STATIONS	TYPE OF VEHICLES									Total
	Saloon/ Station wagon	Van, Pick- up	Lorry/ Truck	Minibus	Omnibus	Tanker	Tractor	Trailer	Tipper	
AGBOWA	6016	194	613	904	3	1	2	2	28	7,763
AGEG 1	6954	195	299	455		1		1	32	7,937
AGEG 2	3241	14	165	170					4	3,594
AGUDA IJESHA	9048	59	571	443	7		1	1	65	10,195
AJEGUNLE	6057	119	234	933	113	1			37	7,494
AKODO	5394	89	159	454				1	10	6,107
AKOWONJO	6252	96	275	228	1	4	2		28	6,886
ALAKA	4467	230	458	444	5	1	3		24	5,632
ALAKUKO	4685	178	331	1062	20	1		2	53	6,332
ALLEN	4283	52	195	371	5		2		23	4,931
APAPA	6402	24	433	401	14		19		2	7,295
BADAGRY	5304	13	144	175					13	5,649
CITY HALL	3652	224	244	338	1		3		13	4,475
EGBE	4524	206	292	531	2	4	1		20	5,580
EPE	5133	239	410	798	18	2		1	45	6,646
EREKO	16776	211	732	1356	3	1	5	2	87	19,173
GLASS HOUSE	7279	526	867	1185	18	4	2		61	9,942
ORILE IGANMU	2949	82	125	173					8	3,337
IJU IFAKO	4987	81	223	465	1				30	5,787
IKEJA	4332	110	139	199			4		57	4,841
IKORODU	3520	95	154	163					15	3,947
IKOYI	2184	73	125	238	4				3	2,627
IMOTA	18289	416	666	1056	2	6	2	1	51	20,489
JEBBA	6113	113	263	500	4				22	7,015
KETU OJOTA	3800	125	155	203		2		1	16	4,302
MUSHIN	3989	275	223	649	5		1	2	12	5,156
OGBA	6214	307	520	1135	2			1	92	8,271
OJO	3656	52	116	299	5	1	1	1	15	4,146
OJODU	13484	671	598	1719	28		1	13	47	16,561
OKO AWO	4739	117	152	257	92			5	19	5,381
OLOWOGBOWO	3148	38	118	150	1		7		7	3,469
OREGUN	4691	105	200	235	40		1		20	5,292
OSHODI	5548	144	249	304	41				24	6,310
OYINGBO	4657	192	336	736	143	19			28	6,111
SHOGUNLE	4846	118	262	581	16	5	29	2	23	5,882
SHOMOLU	4790	107	311	338	7	4	1		20	5,578
TINUBU	3276	129	531	325	7	1	1		27	4,297
VICTORIA ISLAND	3849	136	590	447	3	4			14	5,043
TOTAL	218,528	6,155	12,478	20,420	611	62	88	36	1,095	259,473

SOURCE: Motor Vehicle Administration Agency and Lagos Bureau of Statistics (MEPB)

TABLE 4(CONTD)

**NEWLY- REGISTERED MOTOR VEHICLES BY LICENSING STATION
AND RESIDENCE OF OWNERS,LAGOS STATE :2011**

STATE OF RESIDENCE OF OWNERS																					
	AGBOWA	AGEGE 1	AGEGE 2	AGUDA IJESHA	AJEGUNLE	AKOWONJO	ALAKUKO	ALLEN	APAPA	BADAGRY	CITY HALL	EPE	GLASS HOUSE	AKODO	EREKO	ORILE IGANMU	IJU IFAKO	IKEJA	IKORODU	IKOTUN EGBE	IKOYI
Abia	37	72	11	294	92	128	23	28	81	47	10	33	149	61	19	168	16	65	3	20	16
Adamawa	3	6		8	12	24	4	1	42	2	1	3	9	1	1	5	1	5	3	5	1
Akwa Ibom	81	77	22	172	70	65	25	23	52	26	36	21	77	70	13	70	13	68	3	20	9
Anambra	64	112	16	304	184	121	13	27	106	38	11	35	174	65	22	276	21	43	7	24	21
Bauchi	5	5		3	1	4		5	6	1	1	2	2	3		9	2	14		3	2
Bayesa	6	32	7	52	20	12		4	32	13	6	15	15	14	4	26	6	9	10	3	3
Benue	6	22	5	59	3	9	1	12	26	11	4	9	20	8	2	15	5	6		3	4
Borno	1	8	3	7	9	8	3	7	18	9	1	5	13	5		4	3	9	3	3	2
Cross River	10	32	11	83	23	24	7	9	56	23	13	23	120	19	9	23	17	25	4	14	4
Delta	71	173	75	267	188	151	68	86	144	76	67	187	268	59	35	184	52	144	34	50	23
Ebonyi		21	10	49	12	14	6	5	6	2		3	18	2	4	45	4	11	5	5	5
Edo	62	66	47	125	89	64	43	51	77	33	7	35	182	33	29	65	34	44	12	34	20
Ekiti	83	61	28	58	25	377	86	53	25	41	7	76	150	23	8	13	85	32	34	30	5
Enugu	22	121	25	288	179	98	46	32	91	25	39	28	88	40	12	213	10	43	24	38	18
Gombe		1	3	9		1			6	1		4	4			7		4		1	3
Imo	36	63	29	218	161	123	23	33	77	19	11	31	157	72	10	206	11	29	11	19	10
Jigawa	5	1		5		1			2				2								
Kaduna	26	26	19	33	14	23	9	7	51	20	5	24	38	7	5	26	7	22	3	22	13
Kano	4	12	20	18	16	10	20	3	49	7		6	26	6	2	18	6	13	5	4	5
Katsina	1	4	1	1		5		1	4	2			3			4	3		2	4	
Kebbi	2	2	6	5					5			1		4				1		1	
Kogi	42	18	2	41	12	12	16	13	45	8	10	23	48	7	13	24	11	4	4	9	6
Kwara	57	69	25	48	24	45	45	52	82	9	32	76	153	43	29	51	15	48	39	79	11
Lagos	4445	4468	2601	5988	5622	4364	3791	3351	5097	4380	3798	3506	10926	4652	5680	7263	2331	4014	3971	2632	2190
Nassarawa	32	8	12	5	8	4	5	3	11	3		4	3	1	1	2		6	2	7	2
Niger	4	14	7	13	12	8	3	2	12	6	5	7	23	5		15	4	32	4	3	1
Ogun	1363	1050	180	824	154	374	1238	327	278	277	128	510	2184	342	314	210	295	482	368	410	49
Ondo	91	121	50	96	44	119	68	264	71	67	25	88	477	75	23	95	101	93	54	87	9
Osun	163	416	39	65	96	69	98	99	65	72	14	144	645	65	175	64	65	92	55	94	6
Oyo	714	383	189	248	151	259	534	235	251	244	131	306	2408	175	141	128	79	153	112	134	74
Plateau	5	17	15	31	8	13	9	21	12	16	1	11	15	11	9	25	7	25	5	11	1
Rivers	163	185	60	574	185	211	93	101	190	124	56	133	423	168	51	444	59	171	20	72	55
Sokoto	1	9	11	4	5	6	3	4	12	1	1	1	2	2	1	9		9		4	
Taraba	1	5	5	5	1	4		5	21	4	3	2	10	2		9		3		1	1
Yobe			6	2	2	1	1		1	1			2	1	1		3	2			
Zamfara	1			4	2				8	1		1	3			1		1		1	
F.C.T.Abuja	156	257	54	189	70	135	51	67	182	40	52	227	336	66	33	225	71	65	44	100	58
Total	7,763	7,937	3,594	10,195	7,494	6,886	6,332	4,931	7,294	5,649	4,475	5,580	19,173	6,107	6,646	9,942	3,337	5,787	4,841	3,947	2,627

SOURCE: Motor Vehicle Administration Agency and Lagos Bureau of Statistics (MEPB)

TABLE 4(CONTD)

**NEWLY- REGISTERED MOTOR VEHICLES BY LICENSING STATION
AND RESIDENCE OF OWNERS,LAGOS STATE :2011**

STATE OF RESIDENCE OF OWNERS																			TOTAL
	IMOTA	JEBBA	KETU OJOTA	MUSHIN	OGBA	OJO	OJODU	OKO AWO	OLOWOGBO WO	OREGUN	OSHODI	OYINGBO	SHOMOLU	SHOGUNLE	ALAKA	TINUBU	VICTORIA ISLAND		
Abia	194	45	22	24	23	64	77	1	66	13	35	35	43	51	48	17	17	2,148	
Adamawa	8	1	6	2	4	2	14				2	2		2	4	1	1	186	
Akwa Ibom	164	103	37	17	49	35	107	4	19	7	29	25	17	61	45	24	11	1,767	
Anambra	157	83	20	23	24	48	68	4	56	12	50	48	73	45	51	21	21	2,488	
Bauchi	27	1		2	1	4	5		5		1	2	6	1	4			127	
Balyesa	35	13	4	6	4	18	19		6	8	3	4		14	43	1	1	468	
Benue	43	11	8	12	12	9	30		1	1	17	3	2	7	4			390	
Borno	2	2	2		3	6	22		8	2	10	3		4	5		1	191	
Cross River	91	30	14	5	13	22	38	3	10	42	13	11	16	24	12	10	10	913	
Delta	282	102	45	42	159	84	256	7	65	83	56	47	58	195	93	32	17	4,025	
Ebonyi	18	7	1	2	7	14	6		3	1	5	2	1	4	10		4	312	
Edo	153	81	75	39	55	28	110		20	16	29	40	42	37	51	11	18	1,957	
Ekiti	83	34	36	20	62	14	107	1	6	49	69	28	23	71	26	67	15	2,011	
Enugu	172	73	22	21	50	26	89	5	42	10	32	21	26	32	55	25	18	2,199	
Gombe	2			2	1	1	4		1	3	1		1			1		61	
Imo	173	53	38	14	15	37	98	6	41	31	50	16	26	26	66	14	12	2,065	
Jigawa	1		2				3		12			2						36	
Kaduna	67	17	4	4	5	21	43		4	1	5	8	22	25	43	7	7	683	
Kano	24	14	5	2	12	7	13		1	5	15		5	6	5			364	
Katsina	9		1	1		1	1								1			49	
Kebbi	14	1	6				2		2	1		1			3			57	
Kogi	59	19	7	9	10	10	42		13	7	8	8	20	13	16	8	10	627	
Kwara	208	104	47	76	61	8	115	18	38	41	14	54	34	55	60	19	14	1,998	
Lagos	13096	4970	2585	4148	5903	3192	11658	5178	2644	3568	4808	5097	3924	3747	4239	3664	4481	181,972	
Nassarawa	2	4		1	8	2	9			1	5	5	10	6	2	3	4	181	
Niger	22	4	5	2	21	7	36		1	13	3	3	17	19	6	1		340	
Ogun	2253	322	262	326	669	166	1434	84	81	240	416	186	621	508	159	105	98	19,287	
Ondo	441	98	66	45	165	23	216	1	73	81	66	50	107	257	74	29	16	3,926	
Osun	393	72	61	51	103	47	475	12	27	512	53	62	63	94	34	23	20	4,703	
Oyo	1457	388	755	159	574	44	856	39	81	420	340	190	234	296	101	70	73	13,126	
Plateau	29	15	5	4	11	9	23	3	24	3	8	6	8	10	9	6	1	442	
Rivers	527	193	63	45	108	115	296	7	63	43	88	76	88	163	170	59	61	5,703	
Sokoto	4	5	6	1	4		17	1	11		3	6		4	4			151	
Taraba	23	1	5	5	2	5	2		3	2	1	2		2	29	2		166	
Yobe	1	3		1	2	2	1								2	1		36	
Zamfara							2			2		3			1			31	
F.C.T.Abuja	255	146	87	45	131	75	267	7	42	74	75	64	91	103	157	76	112	4,285	
Total	20,489	7,015	4,302	5,156	8,271	4,146	16,561	5,381	3,469	5,292	6,310	6,110	5,578	5,882	5,632	4,297	5,043	259,471	

SOURCE: Motor Vehicle Administration Agency and Lagos Bureau of Statistics (MEPB)

**NEWLY- REGISTERED MOTOR VEHICLES CLASSIFIED BY MAKE
AND TYPE OF OWNERSHIP, LAGOS STATE: 2011**

TABLE 5

MAKE OF VEHICLES	NUMBER OF MOTOR VEHICLE REGISTERED BY TYPE OF OWNERSHIP					TOTAL
	Private	Commercial	Government	Mission/School	*Corporation	
UNITED KINGDOM						
Bedford	123	241	2	2	70	438
Sub-Total	123	241	2	2	70	438
JAPAN						
Datsun	206	17	-	14	5	242
Honda	29,015	144	18	30	895	30,102
Toyota	69,001	5,559	284	292	6,054	81,190
Mazda	10,052	2,326	1	24	258	12,661
Suzuki (VEH)	417	62	-	-	18	497
Daihatsu	111	123	-	-	2	236
Isuzu	899	307	-	8	76	1,290
Nissan	30,167	3,544	20	72	1,014	34,817
Mitsubishi	6,402	1,876	12	27	823	9,140
Galant	181	1	-	-	2	184
Lancer	138	27	4	1	12	182
Subaru	209	14	-	-	12	235
Sub-Total	146,798	14,000	339	468	9,171	170,776
AUSTRIA						
Steyr	11	76	-	-	6	93
MACK	136	3,021	2	1	1,560	4,720
Sub-Total	147	3,097	2	1	1,566	4,813
KOREA						
Hyundai	3,451	394	10	8	594	4,457
Daewoo	356	6	-	-	1	363
Kia	3,335	131	36	21	662	4,185
Sub-Total	7,142	531	46	29	1,257	9,005
GERMANY						
M. Benz	6,224	2,767	1	18	538	9,548
B.M.W.	1,380	14	-	5	38	1,437
Audi	2,290	50	1	-	27	2,368
V/W Bora	81	13	-	-	2	96
OPEL	2,563	87	5	2	38	2,695
MAN	59	1,386	1	11	221	1,678
Skoda	53	5	-	-	13	71
Sub-Total	12,650	4,322	8	36	877	17,893
SWEDEN						
Volvo	1,731	707	-	2	147	2,587
Scania	24	266	-	-	48	338
Sub-Total	1,755	973	-	2	195	2,925
NIGERIA						
Pgt505	50	4	-	-	-	54
Pgt504	90	5	-	2	-	97
Pgt204/205/206	80	1	-	-	6	87
Pgt304/305/306	225	-	-	-	10	235
Pgt404/405/406	1,232	29	-	1	59	1,321
Other Pgts	534	141	2	3	28	708
J5/J9	601	8	-	10	13	632
V/W Santana	24	1	-	-	3	28
Passat	1,762	163	-	11	77	2,013
Golf	5,778	511	2	5	155	6,451
Jetta	561	21	-	6	41	629
Kombi Bus	509	2,742	-	9	129	3,389
Other V/W	3,837	6,370	3	20	430	10,660
Pgt604/605/606/607	115	10	-	1	2	128
Sub-Total	15,398	10,006	7	68	953	26,432
OTHERS						
Others	4,825	1,983	13	41	903	7,765
Sub-Total	4,825	1,983	13	41	903	7,765
CHINA						
Quingqi	64	18	-	-	10	92
Jimbei	54	7	-	2	5	68
Foton	35	80	-	1	55	171
Sub-Total	153	105	-	3	70	331
USA						
Ford	4,604	3,639	26	49	716	9,034
Chevrolet	818	217	-	26	127	1,188
Chrysler	1,175	19	-	1	26	1,221
Hummer	70	3	-	6	10	89
Sub-Total	6,667	3,878	26	82	879	11,532
FRANCE						
Renault	755	249	-	1	68	1,073
Sub-Total	755	249	-	1	68	1,073
ITALY						
Fiat	318	1,425	-	6	639	2,388
Sub-Total	318	1,425	-	6	639	2,388
Netherlands						
DAF	96	2,602	-	-	555	3,253
Sub-Total	96	2,602	-	-	555	3,253
INDIA						
TATA	160	229	2	8	450	849
Sub-Total	160	229	2	8	450	849
TOTAL	196,987	43,641	445	747	17,653	259,473

*Corporation refers to private sector company

SOURCE: Motor Vehicle Administration Agency and Lagos Bureau of Statistics (MEPB)

TABLE 6

**NEWLY- REGISTERED MOTOR VEHICLES CLASSIFIED BY MAKE/COUNTRY OF ORIGIN
AND LICENSING STATION, LAGOS STATE: 2011**

COUNTRY OF ORIGIN/MAKE OF VEHICLES	NUMBER OF MOTOR VEHICLES REGISTERED BY LICENSING STATION																					
	AGBOWA	AGEGE 1	AGEGE 2	AGUDA IJESHA	AJEGUNLE	AKOWONJO	ALAKUKO	ALLEN	APAPA	BADAGRY	CITY HALL	EPE	GLASS HOUSE	AKODO	EREKO	ORILE IGANMU	IJU IFAKO	IKEJA	IKORODU	IKOTUN EGBE	IKOYI	IMOTA
UNITED KINGDOM																						
Bedford	65	10	9	3	20	2	11	1	34	7	1	46	18	8	4	2		5	3	2	1	24
Sub-Total	65	10	9	3	20	2	11	1	34	7	1	46	18	8	4	2		5	3	2	1	24
JAPAN																						
Datsun	1			4	27	3	47		14	2	5	2	2	14	3			1			2	18
Honda	748	949	544	1,105	774	849	655	676	894	710	522	654	2,442	743	763	1,022	453	645	488	523	321	2,385
Toyota	1,837	2,390	1,139	3,434	2,478	2,195	1,532	1,649	2,301	1,684	1,708	1,596	5,889	2,060	2,155	3,057	965	1,883	1,151	1,090	975	6,410
Mazda	528	481	196	602	262	262	440	231	268	457	129	253	893	342	378	232	187	335	430	202	65	1,037
Suzuki (VEH)	25	9	21	21	4	9	10	11	8	36	4	10	35	26	19	6	10	18	9	1	7	27
Daihatsu	20	2	2	10	22	4	1		5	6	5	2	8	5	5	2			1	4	2	21
Isuzu	46	43	26	65	32	35	40	60	32	29	12	19	108	16	45	32	9	38	19	34	5	80
Nissan	1,092	1,245	307	1,353	1,093	1,040	948	545	879	789	540	872	2,707	949	803	1,047	482	802	755	651	313	2,953
Mitsubishi	292	298	99	306	254	231	222	119	180	221	120	223	905	188	189	361	131	137	303	162	90	743
Galant		5	5		3		15		6	12	6		23	11	14						1	20
Lancer	18	4	2				4	1		12	8	2	39	17	18				1	1		5
Subaru	9	5	14	5	9	13	5	2	10	6	8	3	12	4	7	9	2	2	3		3	27
Sub-Total	4,616	5,431	2,353	6,905	4,958	4,641	3,919	3,294	4,597	3,964	3,067	3,636	13,063	4,375	4,399	5,768	2,239	3,861	3,160	2,668	1,784	13,726
AUSTRIA																						
Steyr	2	3	2	4	7	3	11	1		6	1	1	1	1	4		2	1		1		
MACK	109	74	49	338	59	57	77	109	146	70	94	83	230	53	153	295	59	67	53	97	57	231
Sub-Total	111	77	51	342	66	60	88	110	146	76	95	84	231	54	157	295	61	68	53	98	57	231
KOREA																						
Hyundai	172	131	45	122	68	123	88	61	93	46	74	93	307	93	311	161	135	73	57	46	108	322
Daewoo	12	21	4	12	11	7	3	6	2	12	4	9	26	5	21	18	7	9	5	12	1	37
Kia	82	66	48	93	87	163	121	49	120	57	174	49	347	63	102	151	46	80	34	63	51	460
Sub-Total	266	218	97	227	166	293	212	116	215	115	252	151	680	161	434	330	188	162	96	121	160	819
GERMANY																						
M. Benz	191	252	76	428	431	252	276	159	309	163	155	220	772	225	198	468	124	172	224	135	97	733
B.M.W.	44	48	34	44	32	40	23	25	49	33	41	39	95	38	34	36	8	59	18	26	21	83
Audi	41	80	38	127	97	82	62	49	63	56	29	41	211	46	37	86	16	100	49	34	10	265
V/W Bora		1	8				1	3	3			12	5		2	1		15				1
OPEL	292	104	45	35	65	54	88	42	60	91	53	119	172	72	31	29	45	40	192	20	13	220
MAN	141	64	42	53	41	21	92	43	139	36	20	37	80	15	48	55	9	36	30	11	11	81
Skoda	5	1	10	3	1	6		1	2	4			6	4	2	1		2		2	1	
Sub-Total	714	550	253	690	667	455	542	322	625	383	298	468	1,341	400	352	676	202	424	513	228	153	1,383
SWEDEN																						
Volvo	196	92	40	97	83	67	68	50	66	69	17	87	134	69	53	115	19	47	54	36	16	181
Scania	7	36	11	15		4	3	3		7	9	20	32	5		15		23	2	3	1	19
Sub-Total	203	128	51	112	494	71	71	53	195	76	26	107	166	74	449	130	130	70	56	39	17	200

SOURCE: Motor Vehicle Administration Agency and Lagos Bureau of Statistics (MEPB)

TABLE 6

**NEWLY- REGISTERED MOTOR VEHICLES CLASSIFIED BY MAKE/COUNTRY OF ORIGIN
AND LICENSING STATION, LAGOS STATE: 2011**

COUNTRY OF ORIGIN/MAKE OF VEHICLES	NUMBER OF MOTOR VEHICLES REGISTERED BY LICENSING STATION																					
	AGBOWA	AGEGE 1	AGEGE 2	AGUDA IJESHA	AJEGUNLE	AKOWONJO	ALAKUKO	ALLEN	APAPA	BADAGRY	CITY HALL	EPE	GLASS HOUSE	AKODO	EREKO	ORILE IGANMU	IJU IFAKO	IKEJA	IKORODU	IKOTUN EGBE	IKOYI	IMOTA
NIGERIA																						
Pgt505			1	2	1	2	2	1	1	1		4		1			2	2			3	5
Pgt504		2	17	2	2	5	4	2	4	14	2	2		3		3	2	2				9
Pgt204/205/206	2	2		3	2	4	1	1	7		4	3	4	3	4	2		4	2	2		3
Pgt304/305/306	1	12	1	9	7	8	2	10	4	2	3	15	4	3	2		3	9	7	3		39
Pgt404/405/406	22	30	15	55	67	54	23	27	59	14	21	12	89	13	30	66	24	24	16	29	17	142
Other Pgts	53	17	9	10	10	10	8	32	20	10	3	43	66	17	5	25	6	20	9	6	5	65
J5/J9	1		14	49			9	50	7	24	6	6	32		15	128	7	82			5	65
V/W Santana			6	2					12					1	1		3		1			
Passat	109	67	37	118	123	50	66	37	45	96	24	16	156	41	34	77	25	45	52	34	11	136
Golf	101	218	71	356	437	166	178	135	147	190	64	48	547	93	112	260	77	183	142	104	38	739
Jetta	2	28	22	42	3	17	9	18	11	23	10	3	67	24	22	53	3	41	8	20	6	42
Kombi Bus	133	273	16	6	119	175	7		50		79	127	11	65	63	246	56	78	104	37		80
Other V/W	547	181	139	465	234	141	526	185	294	162	109	271	853	284	264	417	121	314	172	109	63	858
Pgt604/605/606/607	9	2	9	6	1	4	3		2	15		11		2					3	3		
Sub-Total	980	832	357	1,125	1,006	636	838	498	663	551	325	529	1,857	545	556	1,279	322	720	496	418	188	2,183
Others																						
Others	171	208	72	207	197	240	158	151	282	27	95	146	491	99	219	174	64	85	133	118	97	776
Sub Total	171	208	72	207	197	240	158	151	282	27	95	146	491	99	219	174	64	85	133	118	97	776
CHINA																						
Quingqi	4	1	5	1	2	4	4			8		4	3	6	2			4				
Jimbei	1		2			22	2					2	1			7		2	1	2		7
Foton	4	4	7	18		31	8	7	8	6	3		8		19	1		8			1	1
Sub-Total	9	5	14	19	2	57	14	7	8	14	3	6	12	6	21	8		14	1	2	1	8
USA																						
Ford	260	214	182	276	171	201	254	208	269	162	133	203	650	218	173	279	122	196	175	131	86	604
Chevrolet	20	40	24	36	13	27	19	41	27	24	58	31	75	37	23	59	15	42	17	18	9	85
Chrysler	45	53	23	56	19	37	17	16	46	18	17	44	80	32	33	72	21	15	33	33	5	93
Hummer		1	3	7			2		2	10		1	10	4	1	3	1	8	1	1	3	6
Sub-Total	325	308	232	375	203	265	292	265	344	214	208	279	815	291	230	413	159	261	226	183	103	788
FRANCE																						
Renault	87	42	19	25	20	19	19	30	32	48	15	21	88	22	36	38	13	16	24	22	2	104
Sub-Total	87	42	19	25	20	19	19	30	32	48	15	21	88	22	36	38	13	16	24	22	2	104
ITALY																						
Fiat	40	43	32	64	22	61	82	22	55	78	20	30	130	21	26	166	27	37	39	24	13	116
Sub-Total	40	43	32	64	22	61	82	22	55	78	20	30	130	21	26	166	27	37	39	24	13	116
NETHERLANDS																						
DAF	175	84	48	101	73	80	86	49	227	87	70	75	259	48	149	61	33	60	35	23	48	131
Sub-Total	175	84	48	101	73	80	86	49	227	87	70	75	259	48	149	61	33	60	35	23	48	131
INDIA																						
TATA	1	1	6		11	6		13	1	9		2	22	3	10	602	10	4	6	1	3	
Sub-Total	1	1	6		11	6		13	1	9		2	22	3	10	602	10	4	6	1	3	
GRAND TOTAL	7,763	7,937	3,594	10,195	7,494	6,886	6,332	4,931	7,295	5,649	4,475	5,580	19,173	6,107	6,646	9,942	3,337	5,787	4,841	3,947	2,627	20,489

SOURCE: Motor Vehicle Administration Agency and Lagos Bureau of Statistics (MEPB)

TABLE 6

**NEWLY- REGISTERED MOTOR VEHICLES CLASSIFIED BY MAKE/COUNTRY OF ORIGIN
AND LICENSING STATION, LAGOS STATE: 2011**

COUNTRY OF ORIGIN/MAKE OF VEHICLES	LAGOS STATE																TOTAL
	JEBBA	KETU OJOTA	MUSHIN	OGBA	OJO	OJODU	OKO AWO	OLOWOGBOW O	OREGUN	OSHODI	OYINGBO	SHOMOLU	SHOGUNLE	ALAKA	TINIBU	VICTORIA ISLAND	
UNITED KINGDOM																	
Bedford	1	8	16	6	11	4	18	1	13	4	16	13	2	12	18	19	438
Sub-Total	1	8	16	6	11	4	18	1	13	4	16	13	2	12	18	19	438
JAPAN																	
Datsun	1	2			28	4		16	2	6		10	23	1	2	2	242
Honda	1,067	470	576	975	542	1,651	620	439	500	810	723	643	647	630	500	444	30,102
Toyota	2,415	1,381	1,513	2,437	962	6,840	1,649	1,169	1,479	1,847	1,775	1,676	1,886	1,775	1,216	1,592	81,190
Mazda	347	196	299	460	242	587	335	125	289	318	272	233	340	117	131	160	12,661
Suzuki (VEH)	15	6	12	17	12	25	9	9	12	12	11	5	8	5	3	10	497
Daihatsu	28	2	1	1	1	6	2	10	3	6	17	6	5	4	2	17	236
Isuzu	52	21	20	52	13	71	12	24	24	37	41	15	23	27	20	13	1,290
Nissan	856	632	646	1,150	587	1,843	820	541	841	907	674	621	833	681	546	474	34,817
Mitsubishi	167	152	265	310	145	582	149	114	206	246	224	157	190	192	115	152	9,140
Galant	4		4		9	21	9				6	4	3		3		184
Lancer	1		5	3		18	3			2	7		2		9		182
Subaru	7	2	4	5	8	10	4	2	4	7	5	2		2	4	11	235
Sub-Total	4,960	2,864	3,345	5,410	2,549	11,658	3,612	2,449	3,360	4,198	3,755	3,372	3,960	3,434	2,551	2,875	170,776
AUSTRIA																	
Steyr	1	2	1	2	1	6						1		28			93
MACK	64	40	69	193	58	198	87	96	87	96	125	115	160	245	244	283	4,720
Sub-Total	65	42	70	195	59	204	87	96	87	96	125	116	160	273	244	283	4,813
KOREA																	
Hyundai	90	72	98	133	71	274	79	52	177	95	178	99	77	59	79	95	4,457
Daewoo	8	6	7	7	12	29	5	1	4	9	5	3	5	5	12	1	363
Kia	91	82	120	112	92	290	85	87	90	71	163	80	70	67	80	99	4,185
Sub-Total	189	160	225	252	175	593	169	140	271	175	346	182	152	131	171	195	9,005
GERMANY																	
M. Benz	245	174	165	303	260	515	158	120	147	263	209	156	220	202	153	198	9,548
B.M.W.	38	29	21	53	14	80	47	30	42	36	25	29	51	17	23	32	1,437
Audi	42	35	45	68	103	101	51	31	15	58	32	46	51	28	24	19	2,368
V/W Bora		4	5			34					1						96
OPEL	34	54	131	76	69	126	55	8	21	25	45	48	54	15	16	36	2,695
MAN	44	17	17	57	27	77	17	7	24	38	41	30	48	85	15	29	1,678
Skoda		7	1			3			4		3			2			71
Sub-Total	403	320	385	557	473	936	328	196	253	420	356	309	424	349	231	314	17,893
SWEDEN																	
Volvo	87	35	52	79	27	149	50	24	41	67	67	44	62	96	28	23	2,587
Scania	1	6	4	16	3	12	2	2	8	18	25	8	12	4	2		338
Sub-Total	88	41	56	95	30	161	52	26	49	85	92	52	74	100	30	1,413	2,681

SOURCE: Motor Vehicle Administration Agency and Lagos Bureau of Statistics (MEPB)

TABLE 6

**NEWLY- REGISTERED MOTOR VEHICLES CLASSIFIED BY MAKE/COUNTRY OF ORIGIN
AND LICENSING STATION, LAGOS STATE: 2011**

COUNTRY OF ORIGIN/MAKE OF VEHICLES																		TOTAL
	JEBBA	KETU OJOTA	MUSHIN	OGBA	OJO	OJODU	OKO AWO	OLOWOGBOW O	OREGUN	OSHODI	OYINGBO	SHOMOLU	SHOGUNLE	ALAKA	TINIBU	VICTORIA ISLAND		
NIGERIA																		
Pgt505				3		11		2	2		1		2				5	
Pgt504	1	4		1		3		1		3	5	2	2				97	
Pgt204/205/206	2	3	5	1	1	2	9			3					6	1	1	
Pgt304/305/306	17	1	4	4	5	10	6	2	1	10	4	9	2	2	11	3	235	
Pgt404/405/406	50	36	41	30	26	62	22	18	31	24	32	21	13	31	22	13	1,321	
Other Pgts	5	10	7	29	7	80	5	2	7	22	7	7	41	8	11	11	708	
J5/J9	7		5	13		17	8	23	2	7			7		40	3	632	
V/W Santana	1									1							28	
Passat	50	41	37	45	65	53	46	29	24	40	19	65	23	30	33	14	2,013	
Golf	143	154	158	118	170	230	161	101	87	152	141	124	53	104	85	64	6,451	
Jetta	18	3	4	11	7	15	7	12	7	16	7	9	5	7	13	14	629	
Kombi Bus	179	99	104	92	161	184	17		26	21	262	101	123	162	38	95	3,389	
Other V/W	153	116	150	436	44	713	241	151	266	291	272	229	362	265	102	160	10,660	
Pgt604/605/606/607	8	5	1	4		4				1	2	2	27		3		128	
Sub-Total	634	472	516	787	486	1,384	522	341	454	592	752	594	634	621	356	383	26,432	
Others																		
Others	211	93	158	340	125	356	267	29	331	211	169	504	161	194	115	291	7,765	
Sub Total	211	93	158	340	125	356	267	29	331	211	169	504	161	194	115	291	7,765	
CHINA																		
Quingqi	14		2	6		13	1			3	3	1				92	92	
Jimbei	1	1								8				7	2	68	68	
Foton		4	6			1			10	4				11	1	171	171	
Sub-Total	15	5	8	6		14	1		10	15	3	1		19	3	331	331	
USA																		
Ford	239	147	125	288	128	779	144	131	247	273	237	219	191	250	215	254	9,034	
Chevrolet	32	22	128	31	16	76	16	8	24	15	13	7	10	19	10	21	1,188	
Chrysler	21	21	14	27	24	80	13	4	21	44	28	26	23	28	32	7	1,221	
Hummer	10					1		3	1		2		1	2		5	89	
Sub-Total	302	190	267	346	168	936	173	146	293	332	280	252	225	299	257	287	11,532	
FRANCE																		
Renault	15	23	18	25	16	60	18	17	17	17	23	6	18	17	26	15	1,073	
Sub-Total	15	23	18	25	16	60	18	17	17	17	23	6	18	17	26	15	1,073	
ITALY																		
Fiat	26	25	34	40	41	110	25	14	21	71	49	126	26	126	232	274	2,388	
Sub-Total	26	25	34	40	41	110	25	14	21	71	49	126	26	126	232	274	2,388	
NETHERLANDS																		
DAF	106	59	42	210	13	144	61	14	85	92	142	41	46	57	58	81	3,253	
Sub-Total	106	59	42	210	13	144	61	14	85	92	142	41	46	57	58	81	3,253	
INDIA																		
TATA			16	2		1	48		48	2	3	10			5	3	849	
Sub-Total			16	2		1	48		48	2	3	10			5	3	849	
GRAND TOTAL	7,015	4,302	5,156	8,271	4,146	16,561	5,381	3,469	5,292	6,310	6,111	5,578	5,882	5,632	4,297	5,043	259,473	

SOURCE: Motor Vehicle Administration Agency and Lagos Bureau of Statistics (MEPB)

NEWLY- REGISTERED PRIVATE MOTOR VEHICLES CLASSIFIED BY MAKE/COUNTRY OF ORIGIN
AND LICENSING STATION,LAGOS STATE: 2011

TABLE 7A(CONTD)

COUNTRY OF ORIGIN/MAKE OF VEHICLES																					
	AGBOWA	AGEGE 1	AGEGE 2	AGUDA IJESHA	AJEGUNLE	AKOWONJO	ALAKUKO	ALLEN	APAPA	BADAGRY	CITY HALL	EPE	GLASS HOUSE	AKODO	EREKO	ORILE IGANMU	IJU IFAKO	IKEJA	IKORODU	IKOTUN EGBE	IKOYI
U K																					
Bedford	1	5	9		1		5		4	1		39	8	3	1	1		4			
Sub-Total	1	5	9		1		5		4	1		39	8	3	1	1		4			
JAPAN																					
Datsun	1			4	27	2	45					1	2	13				1			1
Honda	736	923	512	1,084	769	825	652	613	857	688	487	653	2,327	702	728	994	395	610	481	508	311
Toyota	1,631	2,039	940	3,159	2,144	1,973	1,373	1,474	2,030	1,440	1,326	1,428	5,122	1,649	1,574	2,726	840	1,641	1,025	971	868
Mazda	419	406	146	531	170	223	316	165	213	403	112	228	652	284	285	185	160	296	365	180	60
Suzuki (VEH)	24	6	19	17	2	8	10	5	7	34	3	8	27	24	8	6	7	16	8	1	6
Daihatsu	20	2		7	2	4			1	6	1	2	6	3	1	1			1	4	
Isuzu	40	34	18	56	25	27	27	57	23	27	4	15	86	10	14	25	6	26	14	23	4
Nissan	1,000	1,100	259	1,165	994	950	773	465	765	648	471	799	2,342	834	675	893	423	701	693	589	274
Mitsubishi	243	224	58	230	224	188	183	108	154	138	79	154	451	149	127	212	85	105	232	139	74
Galant		5	5		3		15		4	12			22	11	14						1
Lancer	6	3	1				4	1		6	8	2	31	12	14					1	1
Subaru	9	5	14	5	9	13	5	2	10	5	7	3	7	3	5	9	2	2	2		3
Sub-Total	4,128	4,747	1,972	6,254	4,342	4,211	3,358	2,890	4,064	3,407	2,504	3,292	11,073	3,681	3,445	5,051	1,918	3,397	2,822	2,416	1,601
AUSTRIA																					
Steyr			2					1		4		1		1			1				
Mack			4	2				13	6	17						45		18			
Sub-Total			6	2				14	6	21		1		1		45	1	18			
KOREA																					
Hyundai	134	103	38	106	51	90	72	53	83	38	62	71	206	66	214	134	90	52	46	37	85
Daewoo	12	21	4	12	11	7	3	6	2	12	4	9	26	5	21	18	7	9	5	10	1
Kia	79	50	35	86	78	112	118	48	87	48	161	48	236	50	87	117	23	71	28	42	40
Sub-Total	225	174	77	204	140	209	193	107	172	98	227	128	468	121	322	269	120	132	79	89	126
GERMANY																					
M. Benz	139	167	41	256	364	188	223	122	211	97	108	160	397	155	132	301	75	105	103	84	68
B.M.W.	39	48	31	44	32	40	23	25	44	30	40	38	93	33	32	36	8	59	18	26	20
Audi	40	77	37	126	97	81	62	36	61	55	28	41	204	46	35	84	11	87	47	34	10
V/W Bora		1	3				1	3	3			12	5		2	1		8			
OPEL	273	102	41	35	65	53	86	31	55	91	53	119	163	72	31	29	40	34	182	20	13
MAN			2	1			2	2	6	10						19	1	9			
Skoda	5	1	7	3	1	4		1	2	2			5	4	1	1		2		1	1
Sub-Total	496	396	162	465	559	366	397	220	382	285	229	370	867	310	233	471	135	304	350	165	112
SWEDEN																					
Volvo	53	71	23	85	69	56	34	41	41	44	10	64	103	47	34	86	15	42	39	28	13
Scania			7	1				1		4			2			4		2			
Sub-Total	53	71	30	86	69	56	34	42	41	48	10	64	105	47	34	90	15	44	39	28	13

NEWLY- REGISTERED PRIVATE MOTOR VEHICLES CLASSIFIED BY MAKE/COUNTRY OF ORIGIN
AND LICENSING STATION,LAGOS STATE: 2011

TABLE 7A(CONTD)

COUNTRY OF ORIGIN/MAKE OF VEHICLES																					
	AGBOWA	AGEGE 1	AGEGE 2	AGUDA IJESHA	AJEGUNLE	AKOWONJO	ALAKUKO	ALLEN	APAPA	BADAGRY	CITY HALL	EPE	GLASS HOUSE	AKODO	EREKO	ORILE IGANMIU	IJU IFAKO	IKEJA	IKORODU	IKOTUN IGBE	IKOYI
NIGERIA																					
Pgt505			1	2	1	2	2	1	1	1			3		1			1	2		3
Pgt504		2	13	2	2	5	4	2	4	12	2		2			3		2	2		
Pgt204/205/206	2	2		3	2	4	1	1	7		4	2	4	3	4	2		4	2	2	
Pgt304/305/306	1	11	1	9	7	8	2	6	4	2	3		15	4	3	2		3	9	7	3
Pgt404/405/406	21	27	15	53	54	50	21	26	59	14	20	12	88	11	27	62	17	24	16	23	17
Other Pgts	48	14	3	9	7	6	6	31	17	6	3	41	31	11	3	22	4	13	9	5	5
J5/J9			11	49			9	49	7	23	6	6	31		12	124	3	82			5
V/W Santana			6	2					12						1				1		
Passat	8	67	22	118	120	46	65	34	36	86	23	16	146	40	33	74	23	41	52	32	11
Golf	28	212	68	348	428	162	167	113	138	180	62	47	476	82	103	245	70	172	140	94	36
Jetta	2	24	18	42	3	11	7	17	11	21	10	3	62	22	17	43	2	35	8	12	6
Kombi Bus	6	35	3	3	22	24	5		23		2	20	5	11	4	33	21		25	14	10
Other V/W	343	81	27	122	19	97	73	64	92	46	20	200	171	186	65	137	25	121	91	41	13
Pgt604/605/606/60	9	2	9	6	1	4	2		2	12			10		2				3	3	
Sub-Total	396	421	147	639	593	344	319	228	302	345	117	286	870	341	224	532	141	369	319	196	76
OTHERS																					
Others	141	134	30	137	94	87	41	48	160	22	65	102	255	51	130	97	41	51	91	59	77
Sub-Total	141	134	30	137	94	87	41	48	160	22	65	102	255	51	130	97	41	51	91	59	77
China																					
Quingqi	2	1	1		2	4	3			8		4	2	6	1						
Jimbei			2			20	2					2				5					1
Foton			6	5				4		4	1		6		3	1		3			
Sub-Total	2	1	9	5	2	24	5	4		12	1	6	8	6	4	6		3			1
USA																					
Ford	139	123	57	160	97	106	77	122	166	76	54	109	320	134	75	164	74	129	117	80	58
Chevrolet	4	32	17	24	12	17	10	30	23	24	31	17	56	33	14	47	9	29	13	10	7
Chrysler	44	51	22	54	19	37	17	16	46	13	17	34	79	30	33	66	18	13	33	33	5
Hummer		1	3	6					2	10		1	2	4	1	3	1	7	1	1	3
Sub-Total	187	207	99	244	128	160	104	168	237	123	102	161	457	201	123	280	102	178	164	124	73
FRANCE																					
Renault	62	33	13	17	19	8	13	22	20	43	9	20	63	14	29	28	11	12	21	18	1
Sub-Total	62	33	13	17	19	8	13	22	20	43	9	20	63	14	29	28	11	12	21	18	1
ITALY																					
Fiat	10	4	13	12	4	2		5	14	30	2	8	25		3	60	2	7	11	2	7
Sub-Total	10	4	13	12	4	2		5	14	30	2	8	25		3	60	2	7	11	2	7
NETHERLANDS																					
DAF			1	2				1	13	23						16	4	15			
Sub-Total			1	2				1	13	23						16	4	15			
INDIA																					
Tata			4			2		4	1	9			1		2	88		3			1
Sub-Total			4			2		4	1	9			1		2	88		3			1
GRAND TOTAL	5,774	6,249	2,622	8,200	6,051	5,546	4,559	3,869	5,527	4,525	3,304	4,539	14,376	4,818	4,601	7,249	2,514	4,667	3,937	3,135	2,121

NEWLY- REGISTERED PRIVATE MOTOR VEHICLES CLASSIFIED BY MAKE/COUNTRY OF ORIGIN
AND LICENSING STATION,LAGOS STATE: 2011

TABLE 7A(CONTD)

COUNTRY OF ORIGIN/MAKE OF VEHICLES	NUMBER OF MOTOR VEHICLES REGISTERED BY LICENSING STATION																	TOTAL
	IMOTA	JEBBA	KETU OJOTA	IMUSHIN	OGBA	OJO	OJODU	OKO AWO	OLOWOGBO WO	OREGUN	OSHODI	OYINGBO	SHOMOLU	SHOGUNLE	ALAKA	TINJUBU	VICTORIA ISLAND	
U K																		
Bedford	14					11	2	3		3		1	5				2	
Sub-Total	14					11	2	3		3		1	5				2	
JAPAN																		
Datsun	17		2			28	4		16	1	6		9	21	1	2	2	
Honda	2,352	1,046	451	550	958	534	1,512	615	428	479	803	649	626	632	606	487	432	
Toyota	5,854	2,157	1,065	1,281	2,143	909	4,643	1,550	1,015	1,167	1,637	1,363	1,448	1,675	1,221	1,091	1,409	
Mazda	858	290	162	224	298	234	424	253	101	232	255	175	209	251	73	105	109	
Suzuki (VEH)	21	15	5	10	17	12	16	9	8	9	12	11	4	6	3	3	10	
Daihatsu	18	2	2	1	1	1	6		10	2	3	1		1	1	1		
Isuzu	50	24	14	12	24	7	49	9	23	10	20	20	15	15	20	18	8	
Nissan	2,650	801	561	555	900	567	1,525	717	436	659	786	538	562	735	444	494	424	
Mitsubishi	574	145	124	114	204	137	367	126	81	115	181	131	124	139	104	66	113	
Galant	20	4		4		9	21	9				6	4	3		3		
Lancer	1			4	3		18	3			2	6		2		9		
Subaru	25	7	2	4	3	8	9	4	2	3	5	5	2		2	3	5	
Sub-Total	12,423	4,491	2,386	2,759	4,551	2,418	8,590	3,295	2,104	2,676	3,704	2,905	2,994	3,459	2,474	2,280	2,510	
AUSTRIA																		
Steyr							1											
Mack					2				3	5						14	7	
Sub-Total					2		1		3	5						14	7	
KOREA																		
Hyundai	294	85	45	78	105	49	186	75	52	146	88	72	85	66	46	61	87	
Daewoo	37	7	6	7	7	12	29	5	1	4	7	3	3	5	5	12	1	
Kia	405	73	38	94	98	91	235	70	60	69	62	62	73	60	53	69	79	
Sub-Total	736	165	89	179	210	152	450	150	113	219	157	137	161	131	104	142	167	
GERMANY																		
M. Benz	548	168	117	114	131	230	282	98	78	75	164	134	98	148	111	105	127	
B.M.W.	82	37	28	21	51	14	67	47	30	40	33	25	24	51	16	23	32	
Audi	264	42	34	43	65	102	97	49	30	15	56	30	45	49	27	24	19	
V/W Bora	1		4	2			34					1						
OPEL	207	31	51	128	71	69	118	53	8	21	25	30	45	53	13	16	36	
MAN	1						1			1				1		2	1	
Skoda			2	1			2			2		3			2			
Sub-Total	1,103	278	236	309	318	415	601	247	146	154	278	223	212	302	169	170	215	
SWEDEN																		
Volvo	85	70	28	38	54	22	119	46	23	24	38	34	31	48	34	26	13	
Scania											1			2				
Sub-Total	85	70	28	38	54	22	119	46	23	24	39	34	31	50	34	26	13	

NEWLY- REGISTERED PRIVATE MOTOR VEHICLES CLASSIFIED BY MAKE/COUNTRY OF ORIGIN
AND LICENSING STATION, LAGOS STATE: 2011

TABLE 7A(CONTD)

COUNTRY OF ORIGIN/MAKE OF VEHICLES	NUMBER OF MOTOR VEHICLES REGISTERED BY LICENSING STATION																	
	IMOTA	JEBBA	KETU OJOTA	IMUSHIN	OGBA	OJO	OJODU	OKO AWO	OLOWOGBO WO	OREGUN	OSHODI	OYINGBO	SHOMOLU	SHOGUNLE	ALAKA	TINJUBU	VICTORIA ISLAND	TOTAL
NIGERIA																		
Pgt505	4				3		11		2	2		1		1			5	50
Pgt504	9	1	4		1		3		1		3	5	2	2	2			90
Pgt204/205/206	3	2	3	3	1	1	2	5			3				6	1	1	80
Pgt304/305/306	39	13	1	4	4	4	10	6	2	1	10	4	9	2	2	11	3	225
Pgt404/405/406	136	47	34	37	28	24	47	22	17	31	24	32	21	12	29	21	13	1,232
Other Pgts	28	5	3	7	23	5	62	4	2	7	19	5	7	34	7	11	11	534
J5/J9	55	6		5	13		15	8	23	2	7			7		40	3	601
V/W Santana	1										1							24
Passat	118	50	33	37	45	65	51	45	25	18	38	11	35	23	30	31	14	1,762
Golf	595	126	132	146	118	166	217	154	93	84	150	92	105	47	45	82	55	5,778
Jetta	39	16	3	4	8	7	15	7	11	7	16	5	9	5	6	13	14	561
Kombi Bus		18	23	24	8	20	17			11	5	7	10	14	11	7	68	509
Other V/W	325	102	45	20	179	34	293	28	20	108	85	123	114	165	66	46	50	3,837
Pgt604/605/606/60		6	5	1	4		3			1			26	1	3			115
Sub-Total	1,077	318	241	232	362	292	596	234	149	229	294	238	299	255	161	179	201	12,562
OTHERS																		
Others	455	159	45	114	254	79	226	205	19	219	142	78	400	112	77	79	249	4,825
Sub-Total	455	159	45	114	254	79	226	205	19	219	142	78	400	112	77	79	249	4,825
China																		
Quingqi		6		2	4		11	1			1	3	1		1			64
Jimbei	7	1									8				4	2		54
Foton							1								1			35
Sub-Total	7	7		2	4		12	1			9	3	1		6	2		153
USA																		
Ford	349	144	95	69	116	57	340	89	78	110	146	89	94	111	71	98	111	4,604
Chevrolet	34	32	14	94	18	13	44	16	5	20	15	8		9	12	7	18	818
Chrysler	92	21	21	13	27	24	74	13	4	21	44	27	26	23	27	32	6	1,175
Hummer	6	4					1		2	1		2		1	2		5	70
Sub-Total	481	201	130	176	161	94	459	118	89	152	205	126	120	144	112	137	140	6,667
FRANCE																		
Renault	73	11	7	16	19	8	42	12	16	14	9	13	4	12	10	2	11	755
Sub-Total	73	11	7	16	19	8	42	12	16	14	9	13	4	12	10	2	11	755
ITALY																		
Fiat	33	3	1	4	6	9	11	1	1	2	5	2	3		2	2	12	318
Sub-Total	33	3	1	4	6	9	11	1	1	2	5	2	3		2	2	12	318
NETHERLANDS																		
DAF										6						10	5	96
Sub-Total										6					10	5		96
INDIA																		
Tata				1	1			41		2								160
Sub-Total				1	1			41		2								160
GRAND TOTAL	16,778	5,778	3,210	3,886	6,015	3,562	11,263	4,398	2,726	3,749	4,915	3,807	4,278	4,544	3,196	3,129	3,570	196,987

**NEWLY- REGISTERED COMMERCIAL MOTOR VEHICLES CLASSIFIED BY MAKE/COUNTRY OF ORIGIN
AND LICENSING STATION, LAGOS STATE: 2011**

TABLE 7B(CONTD)

COUNTRY OF ORIGIN/MAKE OF VEHICLES	LAGOS STATE																			
	AGBOWA	AGEGE 1	AGEGE 2	AGUDA IJESHA	AJEGUNLE	AKOWONJU	ALAKUKO	ALLEN	APAPA	BADAGRY	CITY HALL	EPE	GLASS HOUSE	AKODO	EREKO	ORILE IGANMU	IJU IFAKO	IKEJA	IKORODU	IKOTUN EGBE
U K																				
Bedford	4	4		3	19	2	6		30	6	1	7	8	5	3	1		1	3	2
Sub-Total	4	4		3	19	2	6		30	6	1	7	8	5	3	1		1	3	2
JAPAN																				
Datsun						1	2			2	5				3					
Honda		2	5	3				47		4	1		5		1	14	12	23		4
Toyota	129	124	116	174	161	66	136	134	77	211	143	113	408	140	231	222	80	172	101	51
Mazda	80	67	44	69	83	35	124	60	46	47	12	24	231	47	85	44	27	36	55	20
Suzuki (VEH)	1		2	3	1	1		6	1	1	1	2	7		11			2	1	
Daihatsu				3	20		1		4		4		2	1	4	1				
Isuzu	4	8	6	8	7	6	13	3	7	2	8		17	2	23	5	3	8	4	5
Nissan	72	91	40	50	72	42	169	72	68	129	47	61	279	93	101	140	45	87	42	41
Mitsubishi	39	34	31	62	27	25	38	7	12	75	34	68	218	27	53	79	29	25	55	15
Galant									1											
Lancer	12	1								2				1	4					
Subaru										1	1		2		2				1	
Sub-Total	337	327	244	372	371	176	483	329	216	474	256	268	1,169	311	518	505	196	353	259	136
AUSTRIA																				
Steyr	1	3		4	7	3	11			2	1		1		4		1	1		
Mack	81	46	29	249	59	36	74	66	113	52	81	73	199	47	138	106	40	45	39	29
Sub-Total	82	49	29	253	66	39	85	66	113	54	82	73	200	47	142	106	41	46	39	29
KOREA																				
Hyundai	24	14	5	14	14	3	15	2	3	7	7	8	52	11	37	10		16	9	6
Daewoo																				2
Kia	3	6	5	5	1	3	2		1	6	1		16	2	9	1			4	2
Sub-Total	27	20	10	19	15	6	17	2	4	13	8	8	68	13	46	11	-	16	13	10
GERMANY																				
M. Benz	36	69	30	160	62	46	52	26	53	66	28	57	348	64	54	134	37	58	91	40
B.M.W.	3		1							2										
Audi		1	1	1		1		12	2	1	1		5		1		5	9		
V/W Bora			5															5		
OPEL	11		4				2	11					9				5	5		
MAN	114	53	23	46	41	16	90	31	105	26	14	36	64	14	44	28	8	22	27	9
Skoda			3							2										
Sub-Total	164	123	67	207	103	63	144	80	160	97	43	93	426	78	99	162	55	99	118	49
SWEDEN																				
Volvo	99	16	16	11	13	9	33	8	1	25	6	23	26	17	18	26	4	4	15	7
Scania	7	21	4	10		4	3	2		3	9	20	23	5		10		21	2	2
Sub-Total	106	37	20	21	13	13	36	10	1	28	15	43	49	22	18	36	4	25	17	9

SOURCE: Motor Vehicle Administration Agency and Lagos Bureau of Statistics (MEPB)

NEWLY- REGISTERED COMMERCIAL MOTOR VEHICLES CLASSIFIED BY MAKE/COUNTRY OF ORIGIN
AND LICENSING STATION, LAGOS STATE: 2011

TABLE 7B(CONTD)

COUNTRY OF ORIGIN/MAKE OF VEHICLES	LAGOS STATE LICENSING STATIONS																			
	AGBOWA	AGEGE 1	AGEGE 2	AGUDA IJESHA	AJEGUNLE	AKOWONJU	ALAKUKO	ALLEN	APAPA	BADAGRY	CITY HALL	EPE	GLASS HOUSE	AKODO	EREKO	ORILE IGANMU	IJU IFAKO	IKEJA	IKORODU	IKOTUN EGBE
NIGERIA																				
Pgt505													1					1		
Pgt504			2							2										
Pgt204/205/206												1								
Pgt304/305/306																				
Pgt404/405/406		2			13		1						1	2			1			3
Other Pgts	2	3	6	1		3	2			2		2	35	6	2	3	1	1		1
J5/J9	1														1	3				
V/W Santana														1						
Passat	100		6			3		1	8	9			5	1	1	3	1	3		2
Golf	71	3	2	3	5	3	10	15	1	8	2	1	54	9	9	11	5	10	1	8
Jetta		1				4	2			2					3	3	1			
Kombi Bus	124	220	12	3	96	139	2		19		75	103	6	54	59	205	35		50	84
Other V/W	185	80	111	336	215	34	452	111	162	116	85	57	663	95	197	269	80	188	74	62
Pgt604/605/606/607							1			2										
Sub-Total	483	309	139	343	329	186	470	127	190	141	162	164	765	168	272	497	124	203	125	160
OTHERS																				
Others	26	42	24	47	98	31	116	37	64	5	8	23	182	27	67	34	14	23	30	39
Sub-Total	26	42	24	47	98	31	116	37	64	5	8	23	182	27	67	34	14	23	30	39
China																				
Quingqi	1		4	1			1								1			4		
Jimbei													1			2		2		1
Foton		3	1	11		9	8	2		2	2				16			5		
Sub-Total	1	3	5	12		9	9	2		2	2		1		17	2		11		1
USA																				
Ford	104	67	47	108	64	84	177	81	65	34	45	92	276	48	93	109	38	61	54	45
Chevrolet	3	8	7	12	1	5	8	8			7	3	10	2	5	8	6	3	3	1
Chrysler												10				5	3			
Hummer							2						1							
Sub-Total	107	75	54	120	65	89	187	89	65	34	52	105	287	50	98	122	47	64	57	46
FRANCE																				
Renault	22	6	6	8	1	10	6	3	7	5	4	1	11	7	6	9	1	4	2	4
Sub-Total	22	6	6	8	1	10	6	3	7	5	4	1	11	7	6	9	1	4	2	4
ITALY																				
Fiat	29	36	16	44	18	44	80	14	29	48	17	22	88	18	19	88	22	30	27	20
Sub-Total	29	36	16	44	18	44	80	14	29	48	17	22	88	18	19	88	22	30	27	20
NETHERLANDS																				
DAF	165	56	32	93	61	48	85	17	164	64	39	67	217	44	141	42	20	45	35	22
Sub-Total	165	56	32	93	61	48	85	17	164	64	39	67	217	44	141	42	20	45	35	22
INDIA																				
Tata		1			11	1		1				2	16	3	8	144	1	1	5	1
Sub-Total		1			11	1		1				2	16	3	8	144	1	1	5	1
GRAND TOTAL	1,553	1,088	646	1,542	1,170	717	1,724	777	1,043	971	689	876	3,487	793	1,454	1,759	525	921	730	528

SOURCE: Motor Vehicle Administration Agency and Lagos Bureau of Statistics (MEPB)

TABLE 7B(CONTD)

NEWLY- REGISTERED COMMERCIAL MOTOR VEHICLES CLASSIFIED BY MAKE/COUNTRY OF ORIGIN
AND LICENSING STATION, LAGOS STATE: 2011

COUNTRY OF ORIGIN/MAKE OF VEHICLES	NUMBER OF MOTOR VEHICLES REGISTERED BY LICENSING STATION																			TOTAL
	IKOYI	IMOTA	JEBBA	KETU OJOTA	MUSHIN	OGBA	OJO	OJODU	OKO AWO	OLOWOGB OWO	OREGUN	OSHODI	OYINGBO	SHOWOLU	SHOGUNLE	ALAKA	TINJUBU	VICTORIA ISLAND		
U K																				
Bedford	1	10	1	7	16	6		2	15	1	6	4	15	8	2	9	16	17	241	
Sub-Total	1	10	1	7	16	6		2	15	1	6	4	15	8	2	9	16	17	241	
JAPAN																				
Datsun		1	1								1			1					17	
Honda		1				5	2	1		1	1	3	4	3	1	1			144	
Toyota	25	346	61	87	105	225	36	385	87	91	185	184	153	95	130	244	52	79	5,559	
Mazda	4	160	43	29	69	158	8	126	73	22	43	63	91	21	73	36	25	46	2,326	
Suzuki (VEH)	1	4			1			7		1	3			1	2	2			62	
Daihatsu	2	3	26						2		1	2	16	6	4	3	1	17	123	
Isuzu		28	22	4	8	27	6	11	3		12	17	11		8	4	2	5	307	
Nissan	21	236	27	44	82	238	12	212	98	84	147	115	102	42	79	194	35	35	3,544	
Mitsubishi	13	152	17	22	139	105	7	87	20	24	61	64	28	21	36	51	45	31	1,876	
Galant																			1	
Lancer		4	1		1								1						27	
Subaru											1	2					1	3	14	
Sub-Total	66	935	198	186	405	758	71	829	283	223	455	450	406	190	333	535	161	216	14,000	
AUSTRIA																				
Steyr			1	2		2	1	2						1		28			76	
Mack	16	231	64	32	59	186	25	139	79	29	41	96	57	44	84	135	39	63	3,021	
Sub-Total	16	231	65	34	59	188	26	141	79	29	41	96	57	45	84	163	39	63	3,097	
KOREA																				
Hyundai	1	18	2	5	8	23	7	24	4		8	7	6	7	7	3	5	2	394	
Daewoo												2	2						6	
Kia		15	1	5	6	1		16	3	1	1	5	3	2	1	1	3		131	
Sub-Total	1	33	3	10	14	24	7	40	7	1	9	14	11	9	8	4	8	2	531	
GERMANY																				
M. Benz	11	182	74	34	38	166	28	155	51	27	65	96	52	49	64	65	37	62	2,767	
B.M.W.		1										3		4					14	
Audi		1		1	1	2			2				1	1		1			50	
V/W Bora					3														13	
OPEL		9	3	1	3	5		4	2				10	2		1			87	
MAN	10	80	44	16	16	57	27	62	17	5	20	38	30	29	23	69	9	23	1,386	
Skoda																			5	
Sub-Total	21	273	121	52	61	230	55	221	72	32	85	137	93	85	87	136	46	85	4,322	
SWEDEN																				
Volvo	2	95	16	6	11	25	5	22	4	1	15	28	19	12	11	46	2	10	707	
Scania	1	19	1	3	4	15	3	4	2	2	8	17	23	8	8	1	1		266	
Sub-Total	3	114	17	9	15	40	8	26	6	3	23	45	42	20	19	47	3	10	973	

SOURCE: Motor Vehicle Administration Agency and Lagos Bureau of Statistics (MEPB)

NEWLY- REGISTERED COMMERCIAL MOTOR VEHICLES CLASSIFIED BY MAKE/COUNTRY OF ORIGIN
AND LICENSING STATION, LAGOS STATE: 2011

TABLE 7B(CONTD)

COUNTRY OF ORIGIN/MAKE OF VEHICLES	NUMBER OF MOTOR VEHICLES REGISTERED BY LICENSING STATION																			TOTAL
	IKOYI	IMOTA	JEBBA	KETU OJOTA	MUSHIN	OGBA	OJO	OJODU	OKO AWO	OLOWOGB OWO	OREGUN	OSHODI	OYINGBO	SHOWOLU	SHOGUNLE	ALAKA	TINJUBU	VICTORIA ISLAND		
NIGERIA																				
Pgt505		1													1					
Pgt504																1				
Pgt204/205/206																				
Pgt304/305/306																			1	
Pgt404/405/406				1	3	2													29	
Other Pgts		37		4		5	2	13	1			1	2		5	1			141	
J5/J9		3																	8	
V/W Santana																			1	
Passat		5		4						1	5	2	3						163	
Golf	2	131	16	14	11		1	10	6	1		2	14	4	2	55	3	8	511	
Jetta		1	2							1			1						21	
Kombi Bus	27	80	155	70	80	84	138	166	17		15	16	233	89	103	130	27	26	2,742	
Other V/W	46	523	42	69	124	256	10	311	204	123	143	206	129	110	161	180	54	107	6,370	
Pgt604/605/606/607			2									2	2	1					10	
Sub-Total	75	781	217	162	218	347	151	500	228	126	163	229	384	204	272	367	84	141	10,006	
OTHERS																				
Others	8	290	41	26	35	81	39	48	62	6	58	69	63	91	27	47	22	33	1,983	
Sub-Total	8	290	41	26	35	81	39	48	62	6	58	69	63	91	27	47	22	33	1,983	
China																				
Quingqi			5					1											18	
Jimbei																1			7	
Foton		1			6						9	4					1		80	
Sub-Total		1	5		6			1			9	4				1	1		105	
USA																				
Ford	22	195	93	41	48	166	68	333	53	41	83	125	131	106	72	124	109	137	3,639	
Chevrolet	2	45		8	3	12	3	26		1			3	7	1	3	3		217	
Chrysler																1			19	
Hummer																			3	
Sub-Total	24	240	93	49	51	178	71	359	53	42	83	125	134	113	73	128	112	137	3,878	
FRANCE																				
Renault		31	4	14	2	5	5	7	5		3	8	6	2	5	3	22	4	249	
Sub-Total		31	4	14	2	5	5	7	5		3	8	6	2	5	3	22	4	249	
ITALY																				
Fiat	5	83	20	20	25	34	7	78	24	10	18	66	45	55	24	57	71	74	1,425	
Sub-Total	5	83	20	20	25	34	7	78	24	10	18	66	45	55	24	57	71	74	1,425	
NETHERLANDS																				
DAF	36	105	80	46	28	207	13	105	57	11	70	92	100	35	42	39	26	53	2,602	
Sub-Total	36	105	80	46	28	207	13	105	57	11	70	92	100	35	42	39	26	53	2,602	
INDIA																				
Tata					11	1					7	2	1	4			5	3	229	
Sub-Total					11	1					7	2	1	4			5	3	229	
GRAND TOTAL	256	3,127	865	615	946	2,099	453	2,357	891	484	1,030	1,341	1,357	861	976	1,536	616	838	43,641	

SOURCE: Motor Vehicle Administration Agency and Lagos Bureau of Statistics (MEPB)

TABLE 8(a)

NEWLY- REGISTERED MOTOR VEHICLES BY TYPE OF VEHICLES AND BY YEAR OF REGISTRATION :1995 -2011

TYPE OF VEHICLES	NUMBER OF VEHICLES REGISTERED ANNUALLY																
	1995	1996	1997	1998	1999	2000	2001	2002	2003	2004	2005	2006	2007	2008	2009	2010	2011
Saloon/Station wagon	20,249	22,082	12,511	10,529	12,104	27,729	112,600	127,446	95,326	67,101	70,496	118,099	156,858	202,042	166,207	188,515	218,528
Van, Pick-up	1,025	1,163	345	367	361	341	1,269	1,876	1,523	1,474	1,460	3,616	6,149	7,084	6,995	7,203	6,155
Lorry/Truck	766	634	237	358	344	494	4,016	4,791	3,526	1,695	1,780	4,175	6,357	9,987	13,296	11,690	12,478
Minibus	4,941	4,138	1,580	1,573	1,920	3,175	14,529	15,469	10,897	6,714	6,988	14,290	17,124	19,244	22,351	30,232	20,420
Omnibus	527	605	305	36	98	256	552	833	366	196	162	485	116	392	434	1,541	611
Tanker	18	3	9	5	7	1	16	12	2	12	16	30	61	94	83	40	62
Tractor	23	6	16	5	13	29	41	46	42	17	17	50	73	77	81	97	88
Trailer	5	13	8	6	9	16	53	88	96	47	49	216	172	157	322	782	36
Tipper							20	59	55	84	110	304	532	845	1,029	863	1,095
Total	27,554	28,644	15,011	12,879	14,856	32,041	133,096	150,620	111,833	77,340	81,078	141,265	187,442	239,922	210,798	240,963	259,473

SOURCE: Motor Vehicle Administration Agency and Lagos Bureau of Statistics (MEPB)

TABLE 8(b)

NEWLY- REGISTERED MOTOR VEHICLES BY TYPE OF OWNERSHIP
AND YEAR OF REGISTRATION, LAGOS STATE :1994 - 2011

TYPE OF OWNERSHIP	NUMBER OF VEHICLES REGISTERED ANNUALLY																
	1995	1996	1997	1998	1999	2000	2001	2002	2003	2004	2005	2006	2007	2008	2009	2010	2011
PRIVATE	18862	21892	12205	10073	11260	25944	107555	121646	91669	64114	67246	109436	138592	181632	153781	186,429	196,987
COMMERCIAL	4680	3616	1482	1057	1544	2270	13078	15651	9700	5463	5766	17446	19484	28425	32490	32,978	43,641
GOVERNMENT	187	131	73	87	86	204	320	373	148	241	268	571	1061	651	1170	892	445
MISSION/SCHOOL	123	134	17	53	76	105	370	419	365	227	235	332	1097	843	890	875	747
*CORPORATION	3702	2871	1234	1609	1890	3518	11773	12531	9951	7295	7563	13480	27208	28371	22467	19,789	17,653
TOTAL	27,554	28,644	15,011	12,879	14,856	32,041	133,096	150,620	111,833	77,340	81,078	141,265	187,442	239,922	210,798	240,963	259,473

*Corporation refers to private sector company

SOURCE: Motor Vehicle Administration Agency and Lagos Bureau of Statistics (MEPB)

TABLE 9A

NEWLY- REGISTERED MOTOR VEHICLES BY TYPE OF VEHICLES AND
TYPE OF OWNERSHIP , LAGOS STATE: 2003 - 2004

TYPE OF VEHICLES	NUMBER OF NEWLY REGISTERED MOTOR VEHICLES BY TYPE OF OWNERSHIP											
	2003						2004					
	Private	Commer- cial	Govern- ment	Mission/ school	*Corporati on	TOTAL	Private	Commer- cial	Govern- ment	Mission/ school.	*Corpor- ation	TOTAL
Saloon/Station wagon	85,814	2,065	111	197	7,139	95,326	59,542	1,208	217	130	6,004	67,101
Van, Pick-up	728	313	8	6	468	1,523	799	315	7	6	347	1,474
Lorry/Truck	699	1,856		1	970	3,526	446	1,011	5	3	230	1,695
Minibus	4,303	5,167	29	149	1,249	10,897	3,231	2,712	12	84	675	6,714
Omnibus	92	174		12	88	366	72	103		4	17	196
Tanker	2					2	5	5			2	12
Tractor	10	8			24	42	1	10			6	17
Trailer	10	85			1	96	4	43				47
Tipper	11	32			12	55	14	56			14	84
Total	91,669	9,700	148	365	9,951	111,833	64,114	5,463	241	227	7,295	77,340

Note: *- Corporation refers to private sector companies

SOURCE: Motor Vehicle Administration Agency and Lagos Bureau of Statistics (MEPB)

TABLE 9 B

**NEWLY REGISTERED MOTOR VEHICLES BY TYPE OF VEHICLES AND BY
TYPE OF OWNERSHIP, LAGOS STATE: 2005 - 2006**

TYPE OF VEHICLES	NUMBER OF NEWLY REGISTERED MOTOR VEHICLES BY TYPE OF OWNERSHIP											
	2005						2006					
	Private	Commercial	Government	Mission/ school.	*Corporation	TOTAL	Private	Commercial	Government	Mission/ school.	*Corporation	TOTAL
Saloon/Station wagon	62,523	1,301	232	133	6,307	70,496	103,666	3,665	409	156	10,203	118,099
Van, Pick-up	823	326	7	6	298	1,460	1,124	1,549	10	9	924	3,616
Lorry/Truck	470	1,069	5	3	233	1,780	265	3,043	1		866	4,175
Minibus	3,337	2,861	24	89	677	6,988	4,280	8,523	50	164	1,273	14,290
Omnibus	61	71		4	26	162	58	226	101	3	97	485
Tanker	5	9			2	16	2	19			9	30
Tractor	1	10			6	17	2	32			16	50
Trailer	5	44				49	19	144			53	216
Tipper	21	75			14	110	20	245			39	304
Total	67,246	5,766	268	235	7,563	81,078	109,436	17,446	571	332	13,480	141,265

Note:*- Corporation refers to private sector companies

SOURCE:Motor Vehicle Administration Agency and Lagos Bureau of Statistics (MEPB)

TABLE 9 C

NEWLY REGISTERED MOTOR VEHICLES BY TYPE OF VEHICLES AND BY
TYPE OF OWNERSHIP, LAGOS STATE: 2007 - 2008

TYPE OF VEHICLES	NUMBER OF NEWLY REGISTERED MOTOR VEHICLES BY TYPE OF OWNERSHIP											
	2007						2008					
	Private	Commer- cial	Governm-ent	Mission/ school.	*Corpora-tion	TOTAL	Private	Commer- cial	Governm- ent	Mission/ school.	*Corpora-tion	TOTAL
Saloon/Station wagon	132,555	3,359	596	544	19,804	156,858	174,753	6,312	444	474	20,059	202,042
Van, Pick-up	1,456	1,888	330	38	2,437	6,149	1,627	2,876	113	33	2,435	7,084
Lorry/Truck	310	3,946	5	7	2,089	6,357	474	6,462	3	14	3,034	9,987
Minibus	4,216	9,703	130	506	2,569	17,124	4,632	11,775	72	313	2,452	19,244
Omnibus	8	39			69	116	72	216	19	9	76	392
Tanker	8	35			18	61	10	45			39	94
Tractor	4	46			23	73	5	36			36	77
Trailer	14	99			59	172	14	127			16	157
Tipper	21	369		2	140	532	45	576			224	845
Total	138,592	19,484	1,061	1,097	27,208	187,442	181,632	28,425	651	843	28,371	239,922

Note: *- Corporation refers to private sector companies SOURCE: Motor Vehicle Administration Agency and Lagos Bureau of Statistics (MEPB)

TABLE 9D

**NEWLY REGISTERED MOTOR VEHICLES BY TYPE OF VEHICLES AND BY
TYPE OF OWNERSHIP, LAGOS STATE, 2009-2010**

TYPE OF VEHICLES	NUMBER OF NEWLY REGISTERED MOTOR VEHICLES BY TYPE OF OWNERSHIP											
	2009						2010					
	Private	Commercial	Government	Mission/ school.	*Corporation	TOTAL	Private	Commercial	Government	Mission/ school.	*Corporation	TOTAL
Saloon/Station wagon	145,798	5,562	846	452	13,549	166,207	169,659	7,357	657	371	10,471	188,515
Van, Pick-up	1,745	3,033	165	30	2,022	6,995	1,986	3,025	115	30	2,047	7,203
Lorry/Truck	500	8,707	15	24	4,050	13,296	411	7,606	3	15	3,655	11,690
Minibus	5,639	13,802	136	363	2,411	22,351	13,892	12,966	103	340	2,931	30,232
Omnibus	61	232	8	20	113	434	423	764	8	119	227	1,541
Tanker	4	39			40	83	1	19	1		19	40
Tractor		52			29	81	1	38	5		53	97
Trailer	12	255			55	322	38	593			151	782
Tipper	22	808		1	198	1,029	18	610			235	863
Total	153,781	32,490	1,170	890	22,467	210,798	186,429	32,978	892	875	19,789	240,963

Note: *- Corporation refers to private sector companies SOURCE: Motor Vehicle Administration Agency and Lagos Bureau of Statistics (MEPB)

NEWLY - REGISTERED MOTOR CYCLES BY MAKE AND BY TYPE OF OWNERSHIP, LAGOS STATE:

2011

TABLE 10

MAKE OF CYCLES	TYPE OF OWNERSHIP					TOTAL
	Private	Commercial	Government	Mission/School	*Corporation	
SUZUKI	2263	2841		0	283	5,387
HONDA	2109	1490		2	1495	5,096
KAWAZAKI	34	14				48
YAMAHA	1136	1803			23	2,962
VESPA	18	1				19
BAJAJ	11372	30903		5	213	42,493
PEUGEOT	638	504				1,142
OTHERS	1883	1975	1	1	158	4,018
KEKE NAPEP	14	84				98
SKYGO	351	155			18	524
QUINGO	44	296				340
JINCHENG	1537	2511		1	99	4,148
NANFANG	18	106				124
KEKE MARWA	17	675			8	700
NIPPON	39	13				52
SINOIKI	138	799			2	939
JINKE	9	0				9
LIFAN	21	63			2	86
TVS	463	4361			21	4,845
LONCIN	31	26				57
SIMBA	43	268			1	312
LARUTI	12	0				12
TOTAL	22,190	48,888	1	9	2,323	73,411

SOURCE: Motor Vehicle Administration Agency and Lagos Bureau of Statistics (MEPB)

TABLE 11(CONTD)

NEWLY- REGISTERED MOTOR CYCLES BY LICENSING STATION AND BY MAKE/COUNTRY OF ORIGIN , LAGOS STATE : 2011

COUNTRY OF ORIGIN/MAKE OF CYCLES	LAGOS STATE																				N
	AGBOWA	AGEGE 1	AGEGE 2	AGUDA IJESHA	AJEGUNLE	AKOWONJO	ALAKUJO	ALLEN	APAPA	BADAGRY	CITY HALL	EPE	GLASS HOUSE	AKODO	EREKO	ORILE IGANMU	IJU IFAKO	IKEJA	IKORODU	IKOTUN EGBE	
JAPAN																					
SUZUKI	114	209	9	105	201	189	209	23	116	266	117	47	456	116	36	300	133	125	198	85	50
KAWAZAKI		3	1	1	1	2			1	5			2	1		2		6			2
YAMAHA	12	68	2	50	35	232	150	27	31	6	111	51	137	36	78	14	12	97	63	135	19
KEKE NAPEP	5				2	12							22	1			1			2	
SKYGO		4		5	4	3		1	21	68	1	3	209	7	6	40	1	3			27
QUINGO				2		28					1	14	1	7		38				1	1
JINCHENG	70	106	59	62	39	114	98	74	139	275	90	100	528	146	57	85	29	79	64	58	89
NANFANG					1	2		1				36	8	3	10						
NIPPON						6				2	1		33	6						2	
SINOIKI	53	189	63	1	6	1	50	40	76	20		17	20	9	1	3	3	5		11	34
JINKE							1				1				1		1				
Sub-Total	254	579	134	226	289	589	508	166	384	642	322	268	1,416	332	189	482	180	315	325	294	222
ITALY																					
VESPA									3	2	1										
BAJAJ	1,325	1,359	836	1,858	1,462	891	1,118	603	603	878	573	704	3,191	946	838	1,226	340	727	548	616	442
Sub-Total	1,325	1,359	836	1,858	1,462	891	1,118	603	606	880	574	704	3,191	946	838	1,226	340	727	548	616	442
FRANCE																					
HONDA	142	171	65	107	109	93	200	65	100	20	90	41	535	16	87	233	112	128	78	82	25
PEUGEOT		77			2	49	85					5	3			6	20	12	41	24	
Sub-Total	142	248	65	107	111	142	285	65	100	20	90	46	538	16	87	239	132	140	119	106	25
OTHERS																					
OTHERS	39	152	71	67	221	126	82	68	138	117	60	53	560	71	35	539	26	191	60	28	40
Sub-Total	39	152	71	67	221	126	82	68	138	117	60	53	560	71	35	539	26	191	60	28	40
INDIA																					
KEKE MARWA	61	262	34	24	73	10	16	27	2	3			17	11	2	4		6		4	
TVS	43	139		163	233	32	31	82	184	22	83	52	1,196	95	41	182	432	41	283	100	32
SIMBA	10	3		1	2	3		32	5			1	2	3	9		4	2		41	
Sub-Total	114	404	34	188	308	45	47	141	191	25	83	53	1,215	109	52	186	436	49	283	145	32
CHINA																					
LIFAN		2				3			4	2				5			1	10	45		
LONCIN			19			1						1		2	9	4				3	
LARUTI	-	-	2						1												
Sub-Total	-	2	21	-	-	4	-	-	5	2	-	1	-	7	9	4	1	10	45	3	-
GRAND TOTAL	1,874	2,744	1,161	2,446	2,391	1,797	2,040	1,043	1,424	1,686	1,129	1,125	6,920	1,481	1,210	2,676	1,115	1,432	1,380	1,192	761

SOURCE: Motor Vehicle Administration Agency and Lagos Bureau of Statistics (MEPB)

TABLE 11(CONTD)

NEWLY- REGISTERED MOTOR CYCLES BY LICENSING STATION AND BY MAKE/COUNTRY OF ORIGIN , LAGOS STATE : 2011

COUNTRY OF ORIGIN/MAKE OF CYCLES	NUMBER OF MOTOR CYCLES REGISTERED BY LICENSING STATION																	TOTAL
	IMOTA	JEBBA	KETU OJOTA	MUSHIN	OGBA	OJO	OJODU	OKO AWO	OLOWOGBOWO	OREGUN	OSHODI	OYINGBO	SHOMOLU	SHOGUNLE	ALAKA	TINUBU	VICTORIA ISLAND	
JAPAN																		
SUZUKI	457	178	54	145	93	67	67	82	110	131	75	60	266	186	77	110	129	5,391
KAWAZAKI	4	3		10					4									48
YAMAHA	356	286	35	94	7	15	108	46	45	14	150	62	21	56	232	41	26	2,960
KEKE NAPEP	1	23		4	8	20	14					10						125
SKYGO	38	28	16	8		1		1	1	9	15	6						526
QUINGO	30		23	67	33	1	33	2	3			38	47	4			1	375
JINCHENG	261	170	249	22	127	50	104	205	48	66	123	113	6	23	147	11	19	4,105
NANFANG	30	2		1	2			1	4							1		102
NIPPON				8	3										6			67
SINOIKI	53	38	40	2	14	2	66	47	13	20	4	14	1	9				925
JINKE	1	1								1		1	1	1			1	11
Sub-Total	1,231	729	417	361	287	156	392	384	228	241	367	266	333	321	467	163	176	14,635
ITALY																		
VESPA	6	1			2	1	3										-	19
BAJAJ	6,787	1,363	1,134	1,585	539	639	1,824	1,074	649	488	945	827	490	1,109	819	604	537	42,497
Sub-Total	6,793	1,364	1,134	1,585	541	640	1,827	1,074	649	488	945	827	490	1,109	819	604	537	42,516
FRANCE																		
HONDA	692	266	74	93	74	62	191	68	79	176	154	127	87	124	67	160	111	5,104
PEUGEOT		18	21		163	103	135	2		35	99	120	60	24	30		8	1,142
Sub-Total	692	284	95	93	237	165	326	70	79	211	253	247	147	148	97	160	119	6,246
OTHERS																		
OTHERS	321	81	62	50	147	98	98	26	19	89	33	66	19	67	70	8	22	4,020
Sub-Total	321	81	62	50	147	98	98	26	19	89	33	66	19	67	70	8	22	4,020
INDIA																		
KEKE MARWA	5			1	23	13	36	24	12			6		15			-	691
TVS	266	56		3	83	91	124	13	51	30	57	131	130	119	34	57	55	4,766
SIMBA	60				1		11		5					89				284
Sub-Total	331	56	-	4	107	104	171	37	68	30	57	137	130	134	123	57	55	5,741
CHINA																		
LIFAN	10			57	1				1								-	141
LONCIN	27			16	11												-	93
LARUTI		2					8					2	2	1		1	-	19
Sub-Total	37	2	-	73	12	-	-	8	1	-	-	2	2	1	-	1	-	253
GRAND TOTAL	9,405	2,516	1,708	2,166	1,331	1,163	2,814	1,599	1,044	###	1,655	1,545	1,121	1,780	1,576	993	909	73,411

SOURCE: Motor Vehicle Administration Agency and Lagos Bureau of Statistics (MEPB)

TABLE 12

NEWLY- REGISTERED MOTOR CYCLES BY MAKE AND BY YEAR OF REGISTRATION 1993-2011

COUNTRY OF ORIGIN/MAKE OF CYCLES	1993	1994	1995	1996	1997	1998	1999	2000	2001	2002	2003	2004	2005	2006	2007	2008	2009	2010	2011
JAPAN																			
SUZUKI	1,508	5,469	2,978	2,429	4,343	6,166	5,853	3,112	6,856	14,579	6,953	1,300	567	1,997	3,588	6,123	7,015	6,615	5,391
KAWAZAKI	325	101	12	12		93	2	10	129	122	39	6	38	63	41	84	127	80	48
YAMAHA	876	4,202	1,804	1,546	3,214	3,294	4,322	2,951	4,302	9,023	5,355	1,195	423	415	339	1,540	1,360	1,180	2,960
KEKE NAPEP											159	23	163	121	75	306	456	248	125
SKYGO											478	58	42	76	61	282	497	332	526
QUINGO											1,168	332	128	111	121	206	274	192	375
JINCHENG											7,259	3,548	2,542	3,322	5,462	9,392	7,868	4,569	4,105
NANFANG											1,179	464	305	151	114	205	402	149	102
NIPPON													185	105	35	233	291	62	67
SINOIKI													555	993	949	1,061	908	236	925
JINKE													5	9		4	24	38	11
Sub-Total	2,709	9,772	4,794	3,987	7,557	9,553	10,177	6,073	11,287	23,724	22,590	6,926	4,953	7,363	10,785	19,436	19,222	13,701	14,635
ITALY																			
VESPA	249	446	330	231	154	128	35	38	177	353	281	29	9	2	7	103	180	166	19
BAJAJ	21	20	3	2		12	14	1	7	32	34	42	19	458	4,171	14,969	45,873	60,626	42,497
Sub-Total	270	466	333	233	154	140	49	39	184	385	315	71	28	460	4,178	15,072	46,053	60,792	42,516
FRANCE																			
HONDA	880	747	438	129	126	224	226	108	771	1,048	1,431	726	854	1,347	1,414	2,429	3,520	3,588	5,104
PEUGEOT	1	3							10		17				10	21	13	66	1,142
Sub-Total	881	750	438	129	126	224	226	108	781	1,048	1,448	726	854	1,347	1,424	2,450	3,533	3,654	6,246
OTHERS																			
OTHERS		74	45	79	120	374	614	443	888	8,295	7,412	3,825	2,133	2,643	2,326	4,467	5,387	4,423	4,020
Sub-Total		74	45	79	120	374	614	443	888	8,295	7,412	3,825	2,133	2,643	2,326	4,467	5,387	4,423	4,020
INDIA																			
KEKE MARWA											11	1	54	33	193	697	1,390	547	691
TVS																366	3,896	1,027	4,766
SIMBA																136	376	228	284
Sub-Total											11	1	54	33	193	1,199	5,662	1,802	5,741
CHINA																			
LIFAN																40	226	111	141
LONCIN																90	230	161	93
LARUTI																	101	22	19
Sub-Total																130	557	294	253
GRAND TOTAL	3,860	11,062	5,610	4,428	7,957	10,291	11,066	6,663	13,140	33,452	31,776	11,549	8,022	11,846	18,906	42,754	80,414	84,666	73,411

SOURCE: Motor Vehicle Administration Agency and Lagos Bureau of Statistics (MEPB)

TABLE 13

**ESTIMATED NUMBER OF MOTOR VEHICLES LICENSES RENEWED BY TYPE OF VEHICLES
AND TYPE OF OWNERSHIP: LAGOS STATE, 2011**

TYPE OF VEHICLES	TYPE OF OWNERSHIP					
	Private	Commercial	Government	Mission/School	Corporation	TOTAL
Saloon/Station wagon	554,813	46,905	1,176	1,702	34,597	639,193
Van, Pick-up	3,949	11,106	38	47	2,864	18,004
Lorry/Truck	1,027	25,772	6	9	9,685	36,499
Minibus	15,634	40,081	79	407	3,528	59,729
Omnibus	532	924		18	313	1,787
Tanker	20	140			20	180
Tractor	3	67		3	184	257
Trailer		91			15	106
Tipper	208	2,562	3		430	3,203
TOTAL	576,186	127,648	1,302	2,186	51,636	758,958

SOURCE: Motor Vehicle Administration Agency and Lagos Bureau of Statistics (MEPB)

NEWLY REGISTERED MOTOR VEHICLES/MOTORCYCLES AND ESTIMATE OF LICENSES RENEWED , LAGOS STATE
TABLE 14

:2002-2011

YEAR	MOTOR VEHICLES			MOTORCYCLES		
	NEW REGISTRATION	RENEWAL	TOTAL	NEW REGISTRATION	RENEWAL	TOTAL
2002	150,620	153,624	304,244	33,452	3,331	36,783
2003	111,833	112,441	224,274	31,776	5,843	37,619
2004	67,376	158,694	226,070	11,549	2,519	14,068
2005	81,078	181,456	262,534	8,022	4,539	12,561
2006	141,265	205,927	347,192	11,846	6,461	18,307
2007	187,442	438,649	626,091	18,906	12,356	31,262
2008	239,922	497,657	737,579	42,754	14,810	57,564
2009	210,798	577,638	788,436	80,414	16,762	97,176
2010	240,963	695,641	936,604	84,666	20,481	105,147
2011	259,473	758,958	1,018,431	73,411	22,587	95,998

SOURCE: Motor Vehicle Administration Agency and Lagos Bureau of Statistics (MEPB)

TABLE 15

**ESTIMATED NUMBER OF MOTORCYCLES' LICENCES RENEWED BY TYPE OF OWNERSHIP
AND BY MAKE OF CYCLES, LAGOS STATE : 2011**

MAKE OF CYCLES	TYPE OF OWNERSHIP					TOTAL
	Private	Commercial	Government	Mission/School	*Corporation	
SUZUKI	696	874		0	87	1,657
HONDA	649	458		0	460	1,567
KAWAZAKI	11	4				15
YAMAHA	349	555			7	911
VESPA	6	0				6
BAJAJ	3498	9508		2	66	13,074
PEUGEOT	196	155				351
OTHERS	579	608	0	0	49	1,236
KEKE NAPEP	4	26				30
SKYGO	108	48			6	162
QUINGO	13	91				104
JINCHENG	472	773		0	30	1,275
NANFANG	6	33				39
KEKE MARWA	5	208			3	216
NIPPON	12	4				16
SINOIKI	43	246			0	289
JINKE	3	0				3
LIFAN	7	19			0	26
TVS	143	1342			7	1,492
LONCIN	10	8				18
SIMBA	13	83			0	96
LARUTI	4	0			0	4
TOTAL	6,827	15,043	-	2	715	22,587

SOURCE: Motor Vehicle Administration Agency and Lagos Bureau of Statistics (MEPB)

TABLE 16

**NEWLY- REGISTERED MOTOR VEHICLES WITH *SPECIAL PLATE NUMBERS
CLASSIFIED BY MONTH AND MAKE OF VEHICLES, LAGOS STATE : 2011**

MAKE OF VEHICLES	MONTH												TOTAL
	JAN	FEB	MARCH	APRIL	MAY	JUNE	JULY	AUG	SEPT	*OCT	*NOV	*DEC	
Bedford													
Datsun													
Honda		4		3	3	1	3	1	3				18
Toyota	2	19	15	2	11	17	1	14	20				101
Mazda									1				1
Suzuki (VEH)													
Daihatsu													
Isuzu		1											1
Nissan		2	2	5	2	7	4	7	5				34
Mitsubishi		2				2	2						6
Galant			1										1
Lancer													
Subaru													
M. Benz	2	3	4	3	3	3	2	9	3				32
B.M.W.		1		1			2		2				6
Audi													
Volvo				1									1
Pgt505													
Pgt504													
Pgt204/205/206													
Pgt304/305/306													
Pgt404/405/406													
Other Pgts													
J5/J9													
V/W Santana													
Passat			1										1
Golf													
Jetta													
Kombi Bus													
V/W Bora													
Other V/W			1		1				1				3
Hyundai		2				1			1				4
OPEL													
RENAULT													
DAF													
MAN													
Steyr													
Daewoo													
Ford	1	2			1		1	2	1				8
Fiat													
Others	2		3	3	5	4	1	4	2				24
Kia									3				3
skoda													
Quingqi													
MACK													
Pgt604/605/606/607													
Chevrolet		1				1			1				3
Jimbei								1					1
Scania													
Chrysler									1				1
Hummer						1							1
TOTAL	7	37	27	18	26	37	16	38	44				250

Note- * Special Plate Numbers were not issued from Oct -Dec. 2011

SOURCE: Motor Vehicle Administration Agency and Lagos Bureau of Statistics (MEPB)

TABLE 17

NEWLY- REGISTERED MOTOR VEHICLES WITH SPECIAL PLATE NUMBERS
CLASSIFIED BY STATE OF RESIDENCE OF OWNERS AND MAKE OF VEHICLES, LAGOS STATE : 2011

STATE OF RESIDENCE OF OWNERS	HONDA	TOYOTA	MAZDA	Suzuki (VEH)	Isuzu	NISSAN	MITSUBISHI	Galantt	M. Benz	B.M.W	AUDI	VOLVO	Pgt 406	Other Pgt	Passat	Other VW	Hyundai	Kombi Bus	Man	Ford	Fiat	Others	KIA	Quingqi	Mack	Chevrolet	Jimbei	Chrysler	Hummer	TOTAL
Abia						1																								1
Adamawa																														
Akwa Ibom	1									1																				2
Anambra									1																					1
Bauchi																														
Balyesa																														
Benue																														
Borno																														
Cross River																														
Delta		1				1			2								1			1										6
Ebonyi																														
Edo																														
Ekiti		1																												1
Enugu																						1								1
Gombe																														
Imo																														
Jigawa																														
Kaduna																														
Kano																														
Katsina																														
Kebbi																														
Kogi																														
Kwara																														
Lagos	14	89	1			29	3	1	27	5		1				3	1			3		21	3			2	1		1	205
Nassarawa																														
Niger																														
Ogun	2	4				2	1		1						1					3		1				1				17
Ondo		1							1													1								3
Osun		1			1																									2
Oyo		2					1																							3
Plateau																	1													1
Rivers	1	1				1	1										1			1										6
Sokoto																														
Taraba																														
Yobe																														
Zamfara		1																												1
F.C.T.Abuja																														
TOTAL	18	101	1		1	34	6	1	32	6		1			1	3	4			8		24	3			3	1	1	1	250

SOURCE: Motor Vehicle Administration Agency and Lagos Bureau of Statistics (MEPB)

**NEWLY- REGISTERED MOTOR VEHICLES WITH *OUT OF SERIES PLATE NUMBERS CLASSIFIED BY MONTH AND MAKE
OF VEHICLES, LAGOS STATE : 2011**

TABLE 18

MAKE OF VEHICLES	MONTH												TOTAL
	JAN.	FEB.	MARCH	APRIL	MAY	JUNE	JULY	AUG	SEPT	*OCT	*NOV	*DEC	
Bedford													
Honda		9	4	6	7	1	3	1	2				33
Toyota	7	6	13	14	20	14	1	14	20				109
Mazda	1	1		2					1				5
Suzuki (VEH)	50				1								51
Isuzu													
Nissan	1	6	2	7	1	4	3	8	5				37
Mitsubishi				1		2	2						5
Galant													
Lancer													
M. Benz	5	3	1	10	1	3	2	9	3				37
B.M.W.			1	1			2		2				6
Volvo					1								1
Other pgts					1								1
Passat					1								1
Golf													
Other V/W													
Hyundai									1				1
Chevrolet		1				1			2				4
Ford	1	1	2		1		1	2	1				9
Others	5	3	1	4	5	3	1	4	1				27
Kia		1			1				3				5
Chevrolet						1			1				2
Jimbei								1					1
Chrysler				1	1								2
Hummer					1	1							2
TOTAL	70	31	24	46	42	30	15	39	42				339

Note - *Out of Series Plate Numbers were not Issued from Oct - Dec 2011
SOURCE: Motor Vehicle Administration Agency and Lagos Bureau of Statistics (MEPB)

**NEWLY- REGISTERED OUT OF SERIES MOTOR VEHICLES BY
TYPE OF VEHICLES AND BY YEAR OF REGISTRATION:2003-2011**

TABLE 20(A)

TYPE OF VEHICLES	MOTOR VEHICLES WITH OUT OF SERIES PLATE NUMBER REGISTERED ANNUALLY								
	2003	2004	2005	2006	2007	2008	2009	2010	2011
Saloon/Station wagon	1,296	6074	1997	267	534	491	625	619	336
Van, Pick-up	3	42	49	1	3	8	1	5	2
Lorry/Truck	18	64	31		3				
Minibus	5	170	77	2	9	2	2	8	1
Omnibus		4	1						
Tanker									
Tractor	3	1	1						
Trailer									
Tipper			1						
Total	1325	6355	2157	270	549	501	628	632	339

TABLE 20(B)

**NEWLY REGISTERED MOTOR VEHICLES WITH SPECIAL PLATE NUMBERS BY TYPE
OF VEHICLES AND YEAR OF REGISTRATION: 2003-2011**

TYPE OF VEHICLES	MOTOR VEHICLES WITH SPECIAL PLATE NUMBER REGISTERED ANNUALLY								
	2003	2004	2005	2006	2007	###	###	2010	2011
Saloon/Station wagon	484	213	191	81	143	368	393	364	245
Van, Pick-up			1		1	1	3	7	1
Lorry/Truck							4		
Minibus	5	3	4	17	2	2	3	6	4
Omnibus							2		
Tanker									
Tractor									
Trailer									
Tipper									
Total	489	216	196	98	146	371	405	377	250

SOURCE: Motor Vehicle Administration Agency and Lagos Bureau of Statistics (MEPB)

NEWLY- REGISTERED VEHICLES WITH **OUT OF SERIES** PLATE NUMBERS BY TYPE OF OWNERSHIP AND
BY TYPE OF VEHICLES,
LAGOS STATE : 2011

TABLE 21(A)

TYPE OF VEHICLES	MOTOR VEHICLES WITH OUT OF SERIES PLATE NUMBER REGISTERED ANNUALLY					TOTAL
	TYPE OF OWNERSHIP					
	Private	Commercial	Government	Mission/ school	*Corporation	
Saloon/Station wagon	253			2	81	336
Van, Pick-up	2					2
Lorry/Truck						
Minibus	1					1
Omnibus						
Tanker						
Tractor						
Trailer						
Tipper						
Total	256			2	81	339

TABLE 21(B)

NEWLY REGISTERED MOTOR VEHICLES WITH **SPECIAL PLATE** NUMBERS BY TYPE
OF VEHICLES AND TYPE OF OWNERSHIP: LAGOS STATE, 2011

TYPE OF VEHICLES	MOTOR VEHICLES WITH SPECIAL PLATE NUMBER REGISTERED ANNUALLY					TOTAL
	TYPE OF OWNERSHIP					
	Private	Commercial	Government	Mission/ school	*Corporation	
Saloon/Station wagon	216			3	26	245
Van, Pick-up	1					1
Lorry/Truck						
Minibus	2			1	1	4
Omnibus						
Tanker						
Tractor						
Trailer						
Tipper						
Total	219			4	27	250

SOURCE: Motor Vehicle Administration Agency and Lagos Bureau of Statistics (MEPB)

TABLE 22

NEWLY- REGISTERED MOTOR VEHICLES CLASSIFIED BY LICENSING STATION AND MONTH OF REGISTRATION, 2011

LICENSING OFFICE	MONTH												TOTAL
	JAN.	FEB.	MAR.	APR.	MAY	JUNE	JULY	AUG.	SEPT.	*OCT.	NOV.	DEC.	
AGBOWA	345	585	897	539	724	952	823	767	633		690	808	7,763
AGEGE 1	650	591	584	750	589	1027	717	870	565		632	962	7,937
AGEGE 2	240	420	314	126	155	301	355	316	416		350	601	3,594
AGUDA IJESHA	612	1678	1130	1095	781	676	762	970	741		775	975	10,195
AJEGUNLE	300	467	563	465	568	606	418	597	780		648	2082	7,494
AKOWONJO	334	741	808	445	685	930	558	579	441		398	967	6,886
ALAKUKO	530	616	736	432	515	617	372	687	549		570	708	6,332
ALLEN	290	420	554	216	375	493	391	602	417		534	639	4,931
APAPA	484	644	810	462	534	595	554	561	737		413	1501	7,295
BADAGRY	521	485	460	370	530	450	507	585	440		661	640	5,649
CITY HALL	270	460	370	283	472	452	536	572	324		388	348	4,475
EPE	388	455	474	502	425	559	576	777	539		322	563	5,580
GLASS HOUSE	985	1627	1942	1528	1576	2107	1545	1989	1333		1911	2630	19,173
AKODO	337	482	398	475	422	583	807	780	621		514	688	6,107
EREKO	340	612	756	444	715	308	628	738	342		380	1383	6,646
ORILE IGANMU	570	1147	1323	755	876	1136	892	772	709		683	1079	9,942
IJU IFAKO	360	365	273	140	220	295	298	116	577		226	467	3,337
IKEJA	270	530	651	434	518	569	632	532	416		450	785	5,787
IKORODU	270	430	412	380	392	470	420	460	417		630	560	4,841
IKOTUN EGBE	290	260	340	250	430	470	72	379	400		427	629	3,947
IKOYI	220	195	169	174	144	296	168	284	450		244	283	2,627
IMOTA	680	2235	2369	2470	1960	2060	1501	1939	805		1680	2790	20,489
JEBBA	541	712	622	700	590	927	546	528	528		633	688	7,015
KETU OJOTA	358	387	328	256	260	455	421	490	555		357	435	4,302
MUSHIN	311	525	572	433	440	458	520	580	322		470	525	5,156
OGBA	699	1139	689	635	745	744	784	670	504		732	930	8,271
OJO	320	400	437	256	342	353	502	368	334		286	548	4,146
OJODU	1025	1541	1515	1385	1598	1436	1763	2169	814		1689	1626	16,561
OKO AWO	313	486	324	452	440	586	461	580	589		514	636	5,381
OLOWOGBOWO	375	242	286	205	202	384	367	302	374		258	474	3,469
OREGUN	282	420	612	361	480	482	444	612	327		506	766	5,292
OSHODI	325	670	594	562	480	650	571	621	360		600	877	6,310
OYINGBO	460	544	473	530	618	705	649	551	622		416	543	6,111
SHOMOLU	332	334	434	234	377	341	366	315	566		892	1387	5,578
SHOGUNLE	285	530	529	557	490	460	561	506	304		801	859	5,882
ALAKA	392	458	252	325	515	408	733	560	559		491	939	5,632
TINUBU	365	442	325	309	267	482	396	361	436		433	481	4,297
VICTORIA ISLAND	315	473	681	351	360	492	402	505	523		489	452	5,043
TOTAL	15984	24748	25006	20286	21810	25315	23018	25590	20369		23093	34254	259,473

Note - *Plate Numbers were not Issued for Vehicles in October 2011

SOURCE: Motor Vehicle Administration Agency and Lagos Bureau of Statistics (MEPB)

TABLE 23

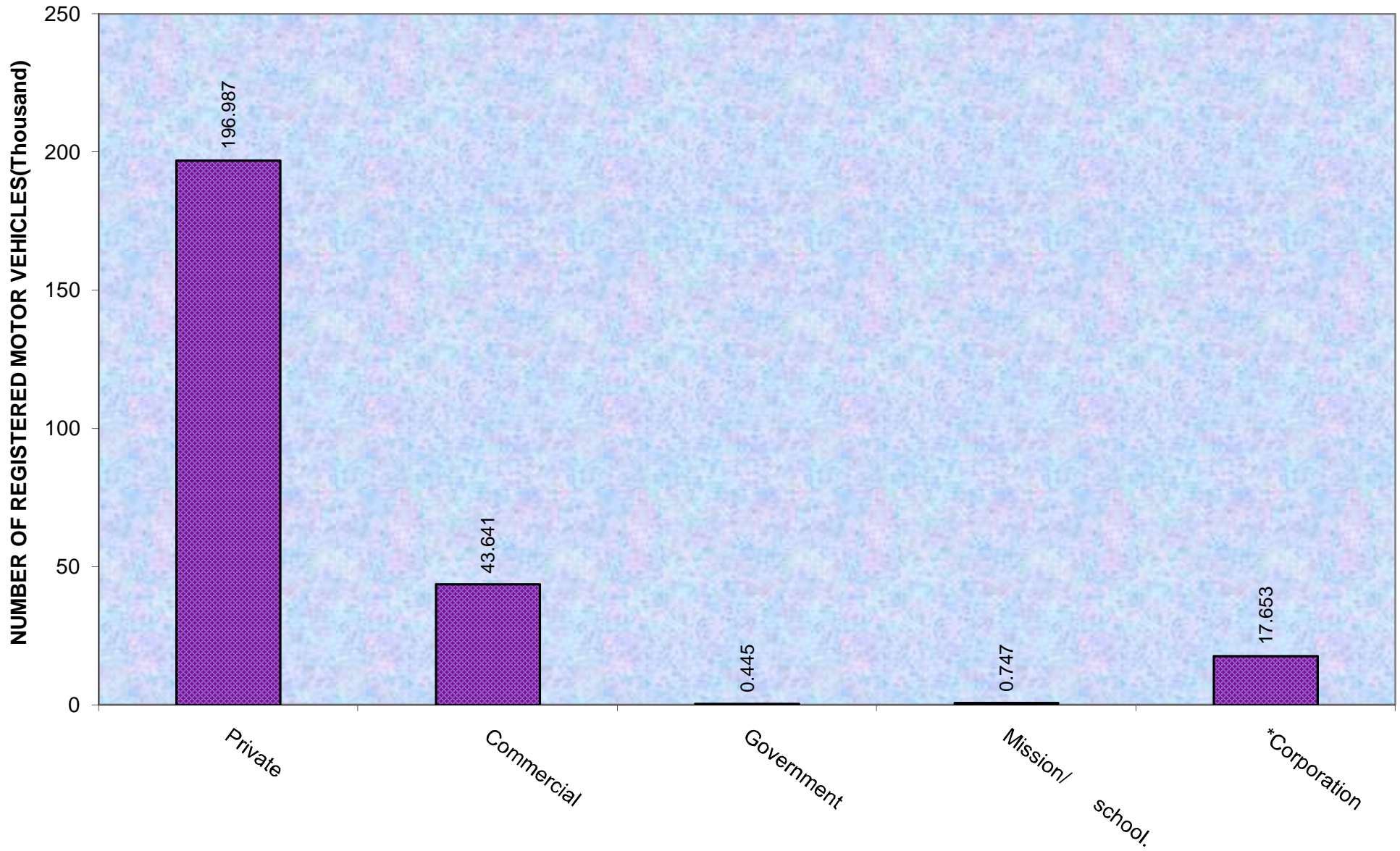
NEWLY-REGISTERED MOTOR CYCLES CLASSIFIED BY LICENSING STATION AND MONTH OF REGISTRATION, 2011

LICENSING OFFICE	MONTH													TOTAL
	JAN.	FEB.	MAR.	APR.	MAY	JUNE	JULY	AUG.	SEPT.	OCT.	*NOV.	DEC.		
AGBOWA	168	184	341	44	120	412	89	167	182	49		118	1,874	
AGEGE 1	328	327	378	421	426	182	161	273	95	50		103	2,744	
AGEGE 2	65	112	115	74	62	146	95	153	116	0		223	1,161	
AGUDA IJESHA	206	384	275	413	188	101	176	238	300	0		165	2,446	
AJEGUNLE	160	274	258	200	320	202	116	254	416	42		149	2,391	
AKOWONJO	143	256	282	0	81	201	146	290	230	0		168	1,797	
ALAKUKO	264	284	395	125	170	179	100	170	199	50		105	2,041	
ALLEN	53	75	120	0	26	190	147	139	186	0		107	1,043	
APAPA	94	116	300	29	29	138	120	125	289	0		184	1,424	
BADAGRY	177	172	188	182	164	180	116	269	130	0		108	1,686	
CITY HALL	32	116	250	15	86	111	156	171	161	0		31	1,129	
EPE	20	113	193	109	99	30	150	164	143	43		61	1,125	
GLASS HOUSE	546	327	2704	177	447	264	503	476	593	160		723	6,920	
AKODO	88	203	167	226	131	112	104	147	173	70		60	1,481	
EREKO	78	146	170	14	82	128	141	209	137	0		105	1,210	
ORILE IGANMU	380	434	628	104	203	123	136	164	287	0		217	2,676	
IJU IFAKO	86	165	252	16	36	121	10	148	163	0		118	1,115	
IKEJA	111	165	388	30	114	125	129	149	142	0		79	1,432	
IKORODU	48	166	208	59	82	70	96	170	138	71		272	1,380	
IKOTUN EGBE	97	102	69	89	275	139	30	189	129	5		68	1,192	
IKOYI	103	78	30	55	76	45	77	62	117	40		77	760	
IMOTA	747	1084	1253	1659	1150	385	472	770	864	0		1021	9,405	
JEBBA	169	528	171	250	105	278	236	272	283	0		224	2,516	
KETU OJOTA	90	135	254	68	106	236	132	266	43	267		111	1,708	
MUSHIN	233	290	316	314	225	193	131	203	89	0		172	2,166	
OGBA	132	229	294	40	62	163	118	109	98	40		46	1,331	
OJO	85	72	195	75	86	120	165	178	153	0		34	1,163	
OJODU	201	508	302	529	189	233	226	240	209	0		177	2,814	
OKO AWO	136	209	250	181	91	162	130	181	148	0		111	1,599	
OLOWOGBOWO	64	106	107	15	75	141	107	154	150	75		50	1,044	
OREGUN	42	44	251	51	92	105	112	107	90	50		115	1,059	
OSHODI	68	214	387	20	192	168	130	171	208	0		97	1,655	
OYINGBO	103	143	167	184	134	141	136	196	256	0		85	1,545	
SHOGUNLE	86	85	96	50	86	133	123	123	179	0		160	1,121	
SHOMOLU	147	157	97	441	138	142	65	254	160	0		179	1,780	
ALAKA	161	146	230	166	150	98	96	214	116	0		199	1,576	
TINUBU	11	128	34	100	133	133	98	137	131	49		39	993	
VICTORIA ISLAND	56	95	40	109	74	155	98	109	115	0		58	909	
TOTAL	5,778	8,372	12,155	6,634	6,305	6,185	5,373	7,811	7,618	1,061		6,119	73,411	

Note -*Plate Number were not Issued to Cycles in November 2011
SOURCE: Motor Vehicle Administration Agency and Lagos Bureau of Statistics (MEPB)

FIG.1

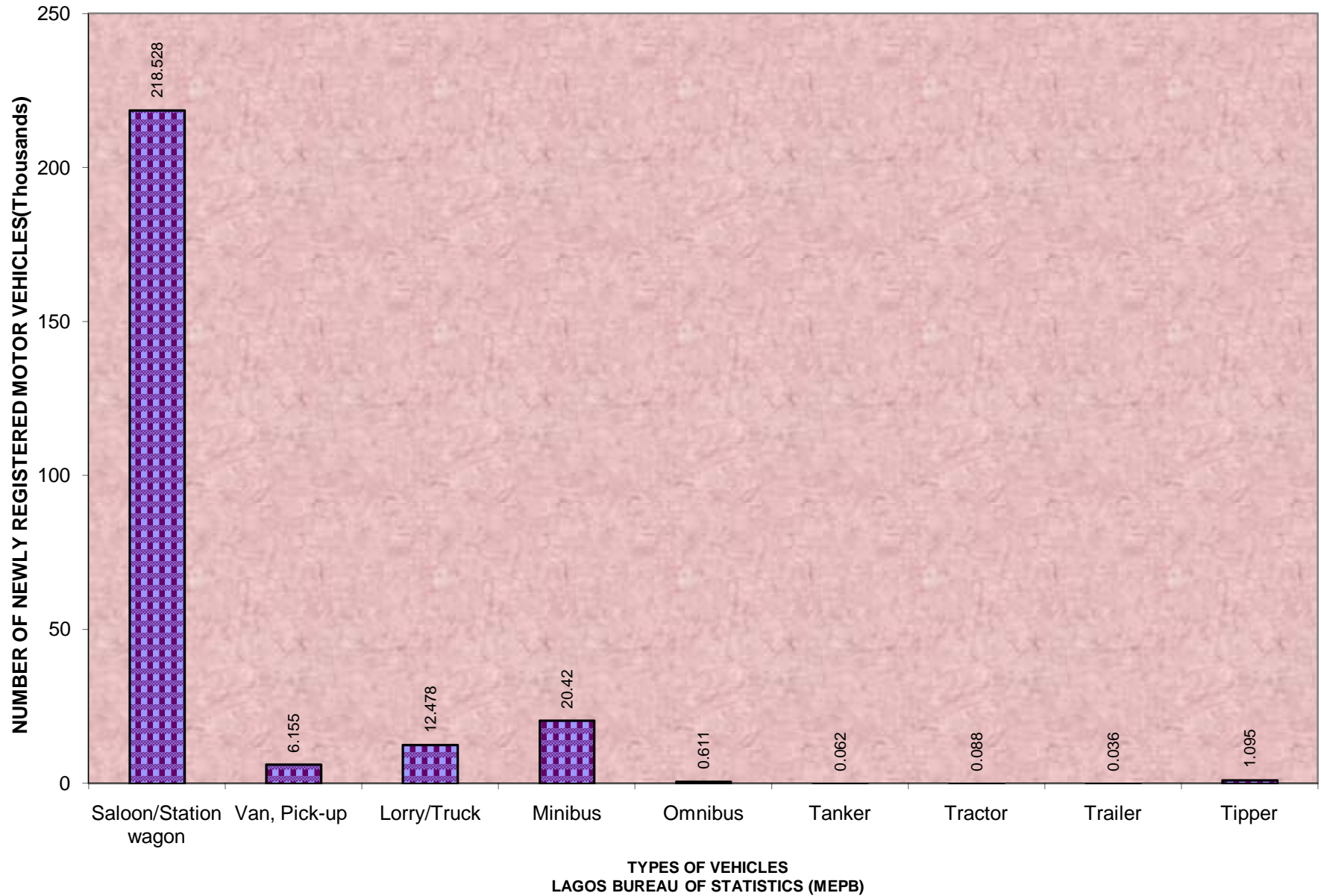
**NEWLY REGISTERED MOTOR VEHICLES BY
TYPE OF OWNERSHIP:LAGOS STATE,2011**



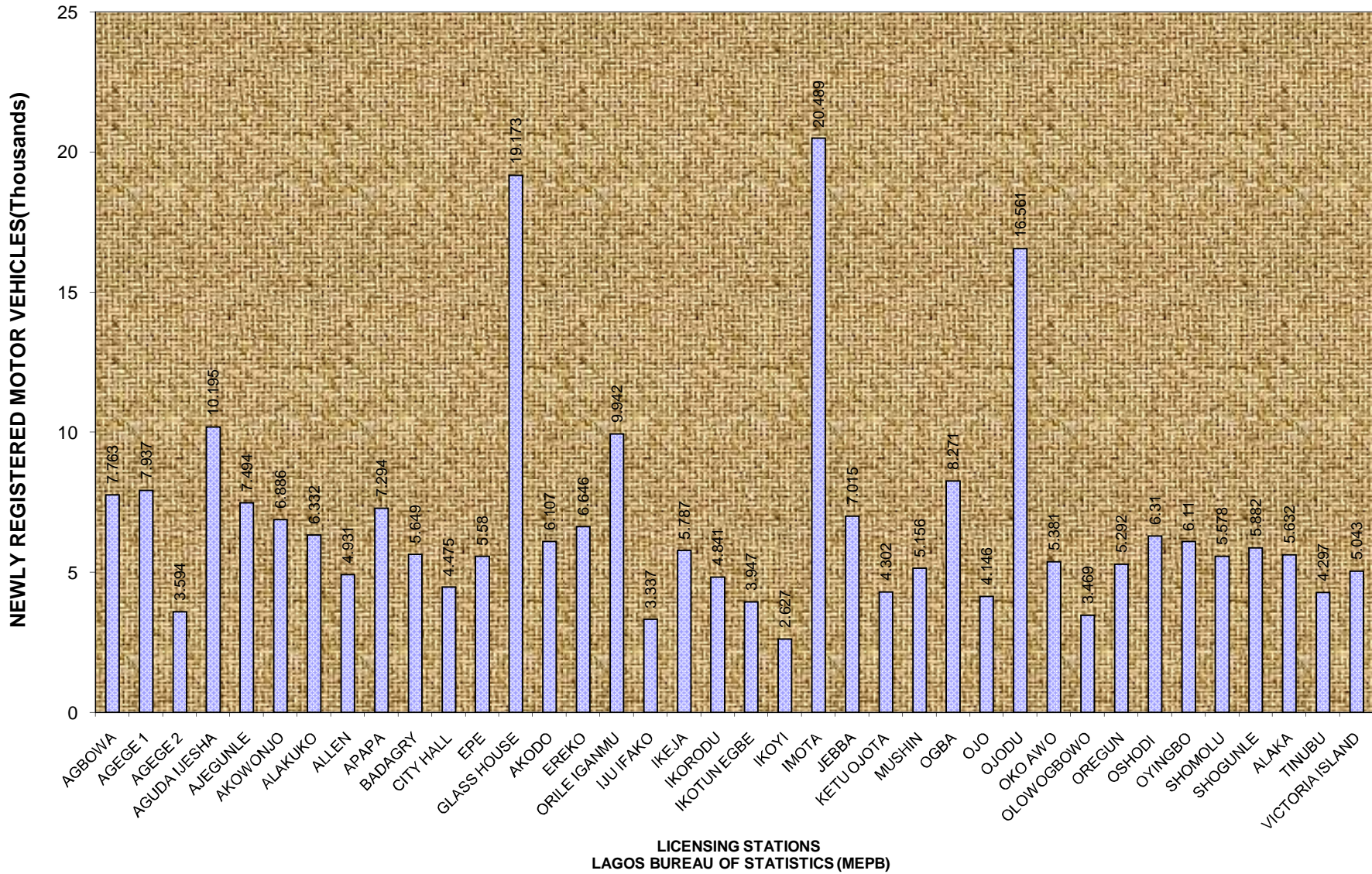
TYPE OF OWNERSHIP
LAGOS BUREAU OF STATISTICS (MEPB)

FIG.2

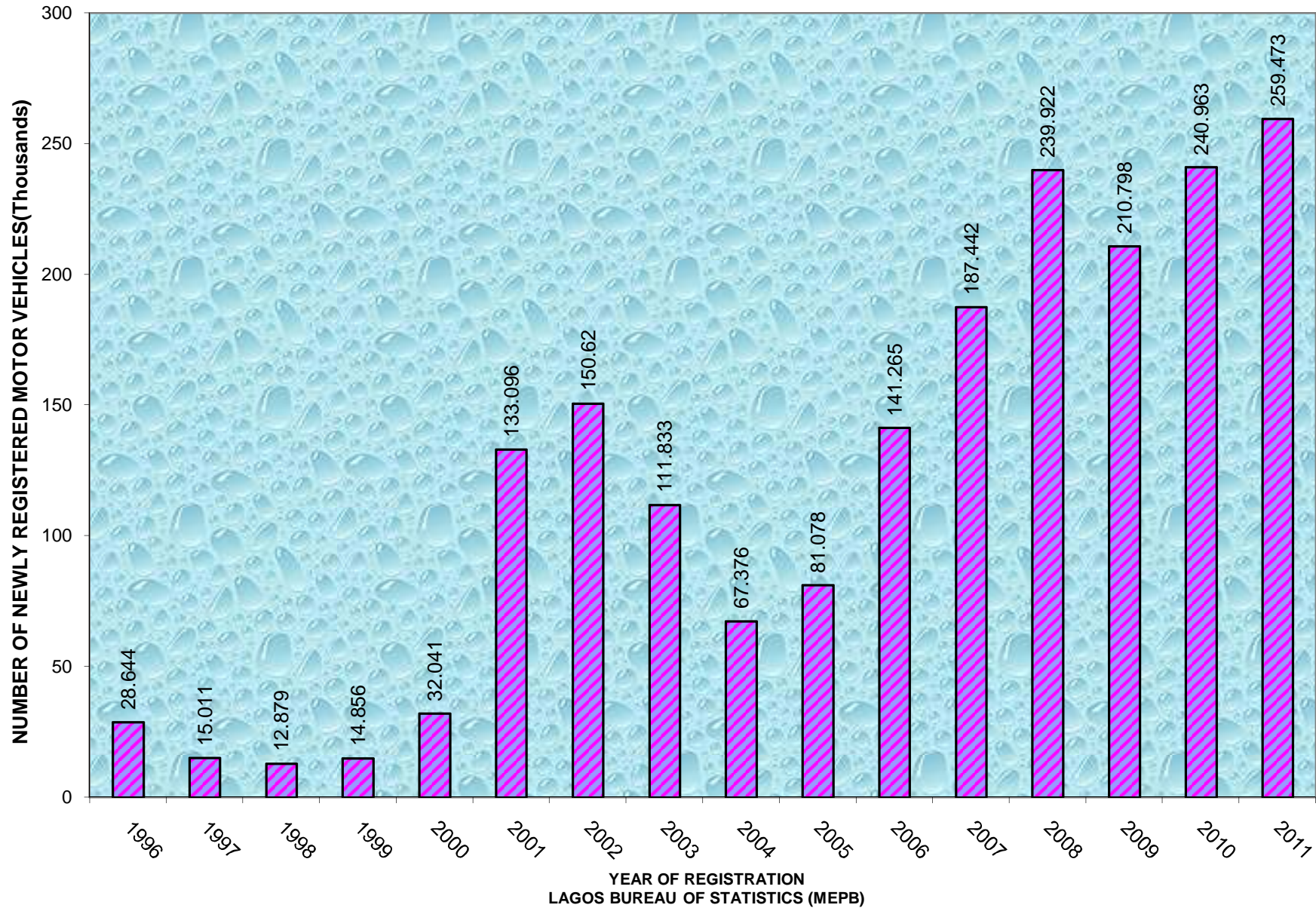
**NEWLY REGISTERED MOTOR VEHICLES BY
TYPE OF VEHICLES: LAGOS STATE, 2011**



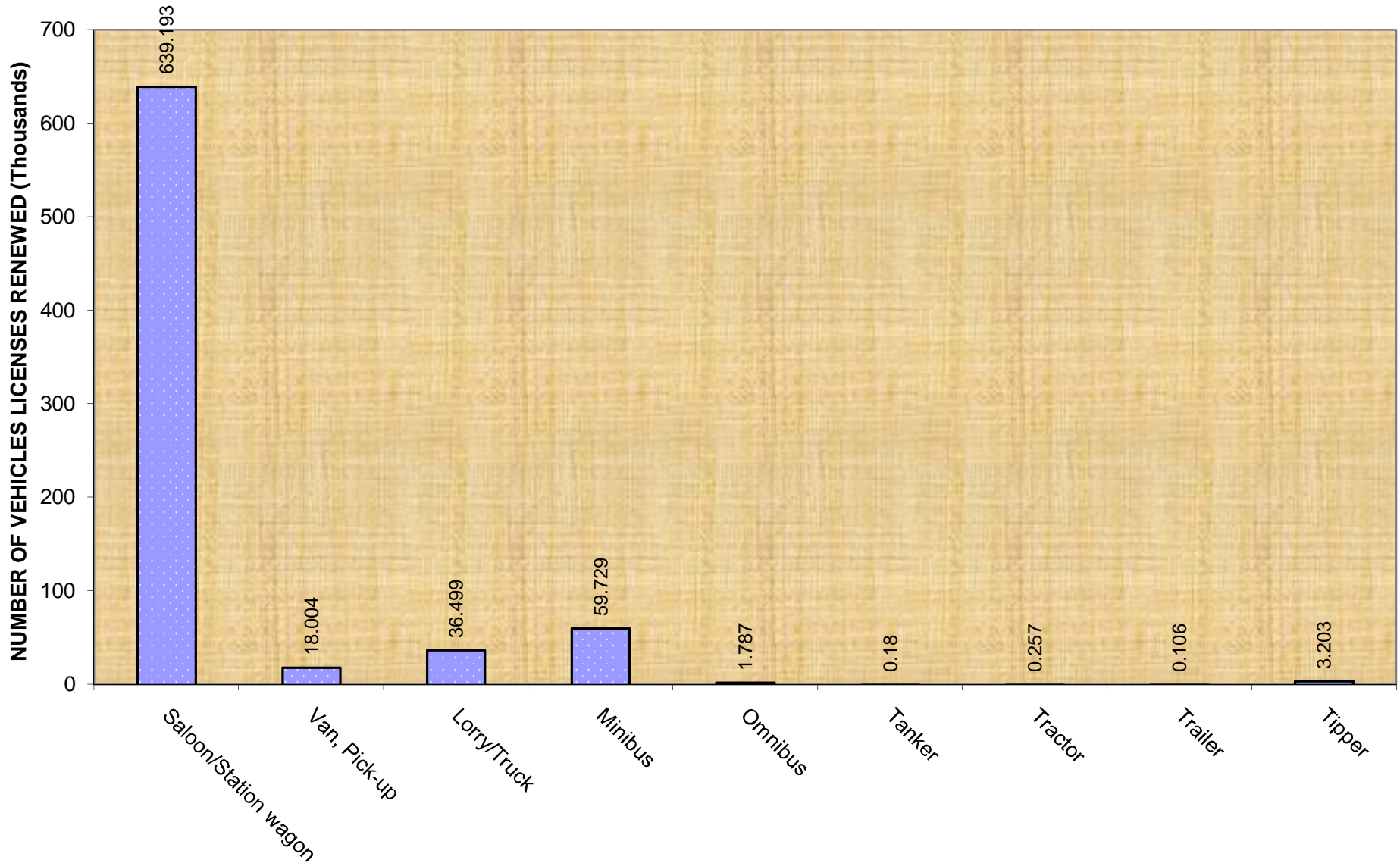
NEWLY REGISTERED MOTOR VEHICLES BY LICENSING STATIONS: LAGOS STATE, 2011



**NEWLY REGISTERED MOTOR VEHICLES BY TYPE OF VEHICLES
AND YEAR OF REGISTRATION: LAGOS STATE, 1996-2011**



**ESTIMATE OF NUMBER OF VEHICLES LICENSE RENEWED
BY TYPE OF VEHICLES: LAGOS STATE,2011**



**TYPES OF VEHICLES
LAGOS BUREAU OF STATISTICS (MEPB)**

**ESTIMATE OF NUMBER OF VEHICLES LICENSES RENEWED
BY TYPE OF OWNERSHIP: LAGOS STATE, 2011**

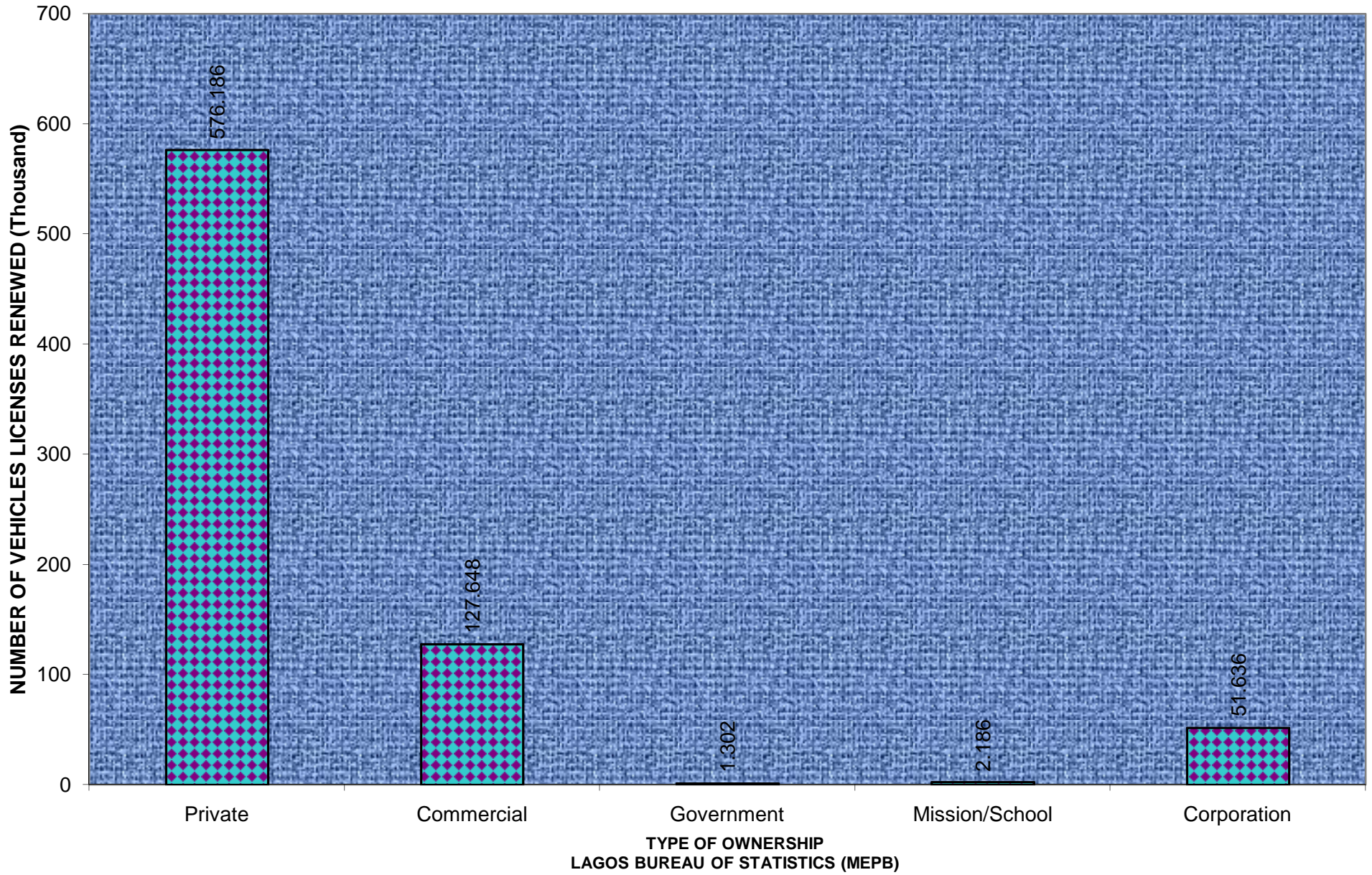
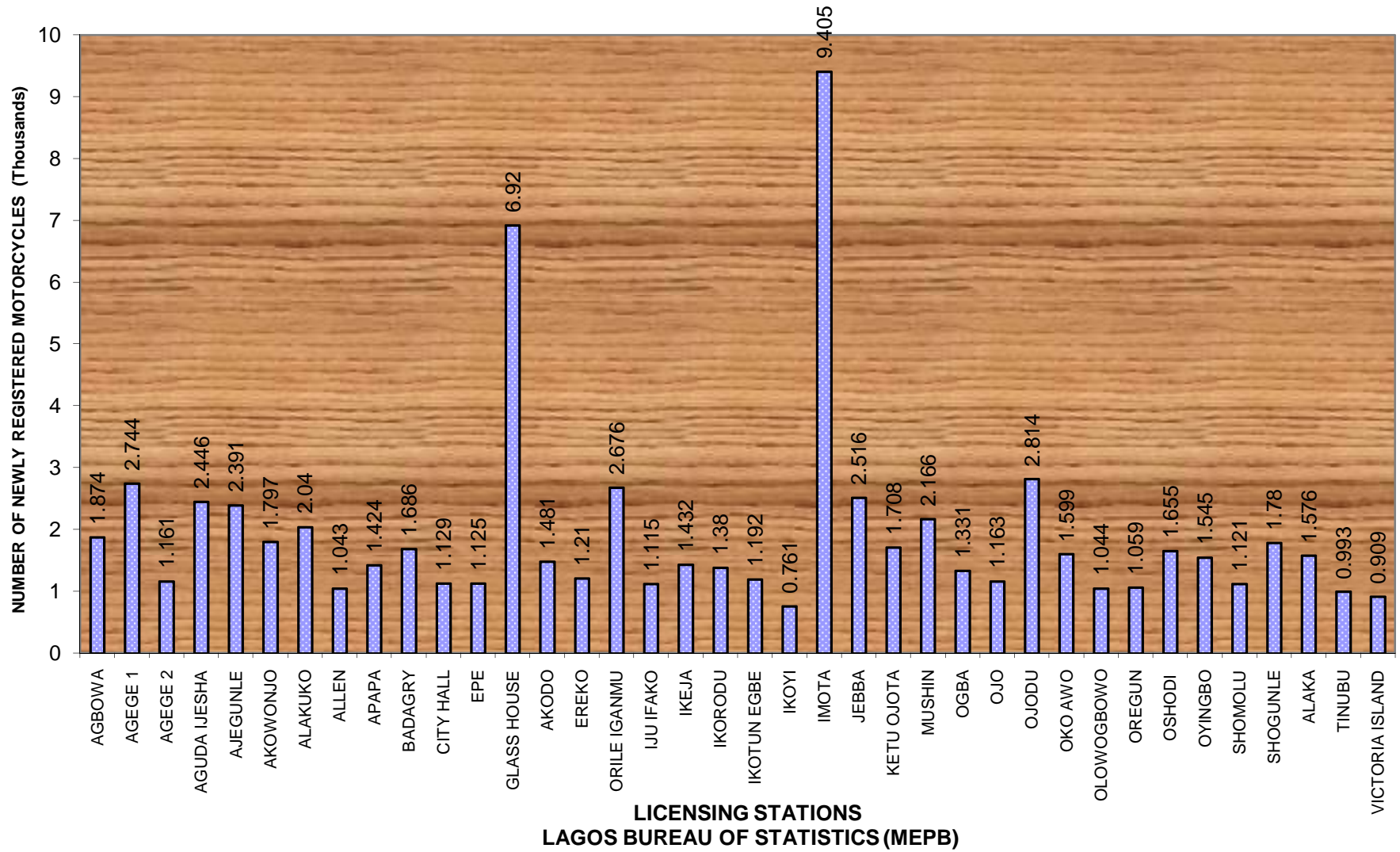
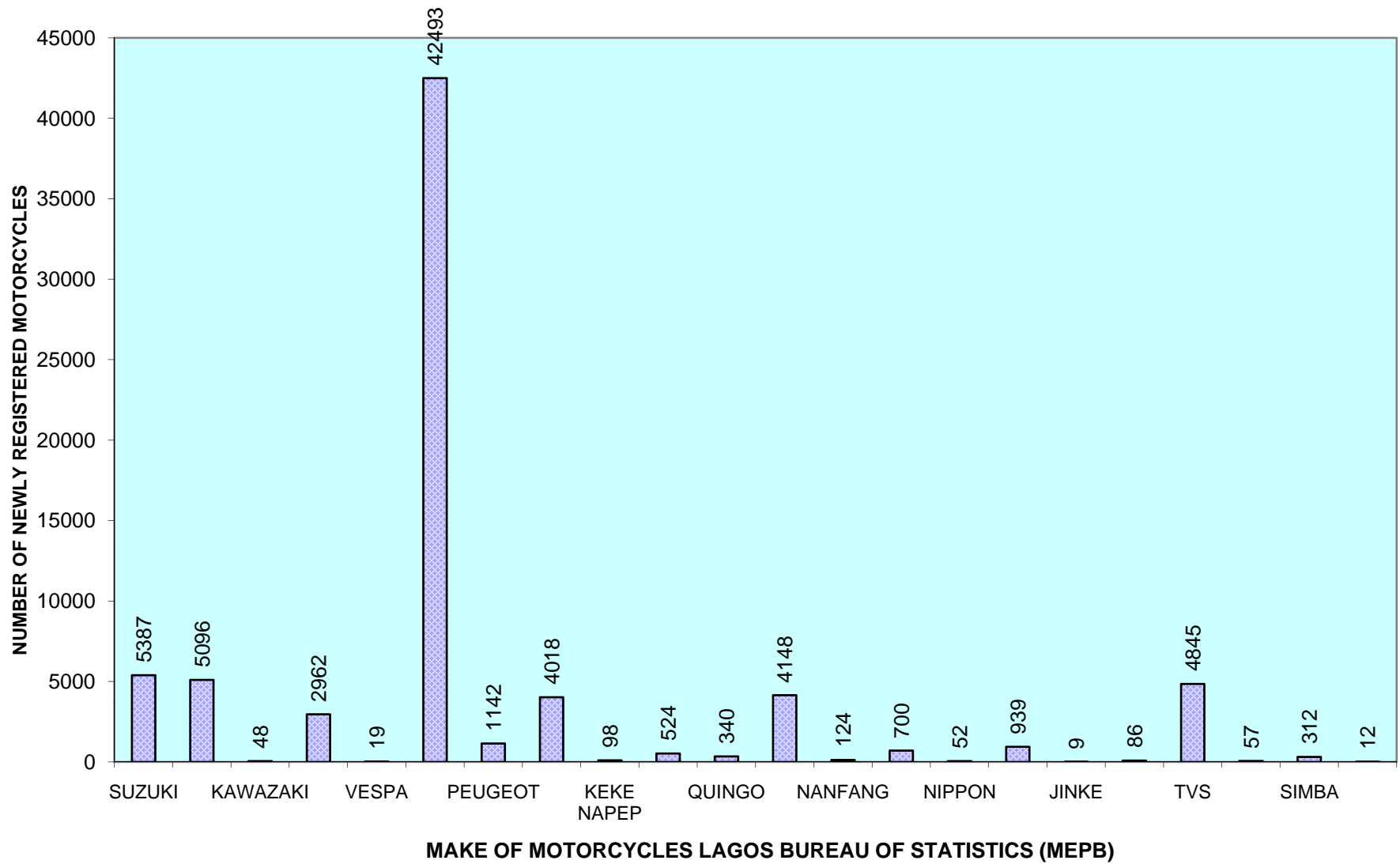


FIG.7

NEWLY REGISTERED MOTORCYCLES BY LICENSING STATIONS:LAGOS STATE' 2011



NEWLY REGISTERED MOTORCYLES BY MAKE: LAGOS STATE, 2011



ESTIMATE OF NUMBER OF MOTORCYCLES LICENSES RENEWED
BY MAKE OF CYCLES: LAGOS STATE, 2011

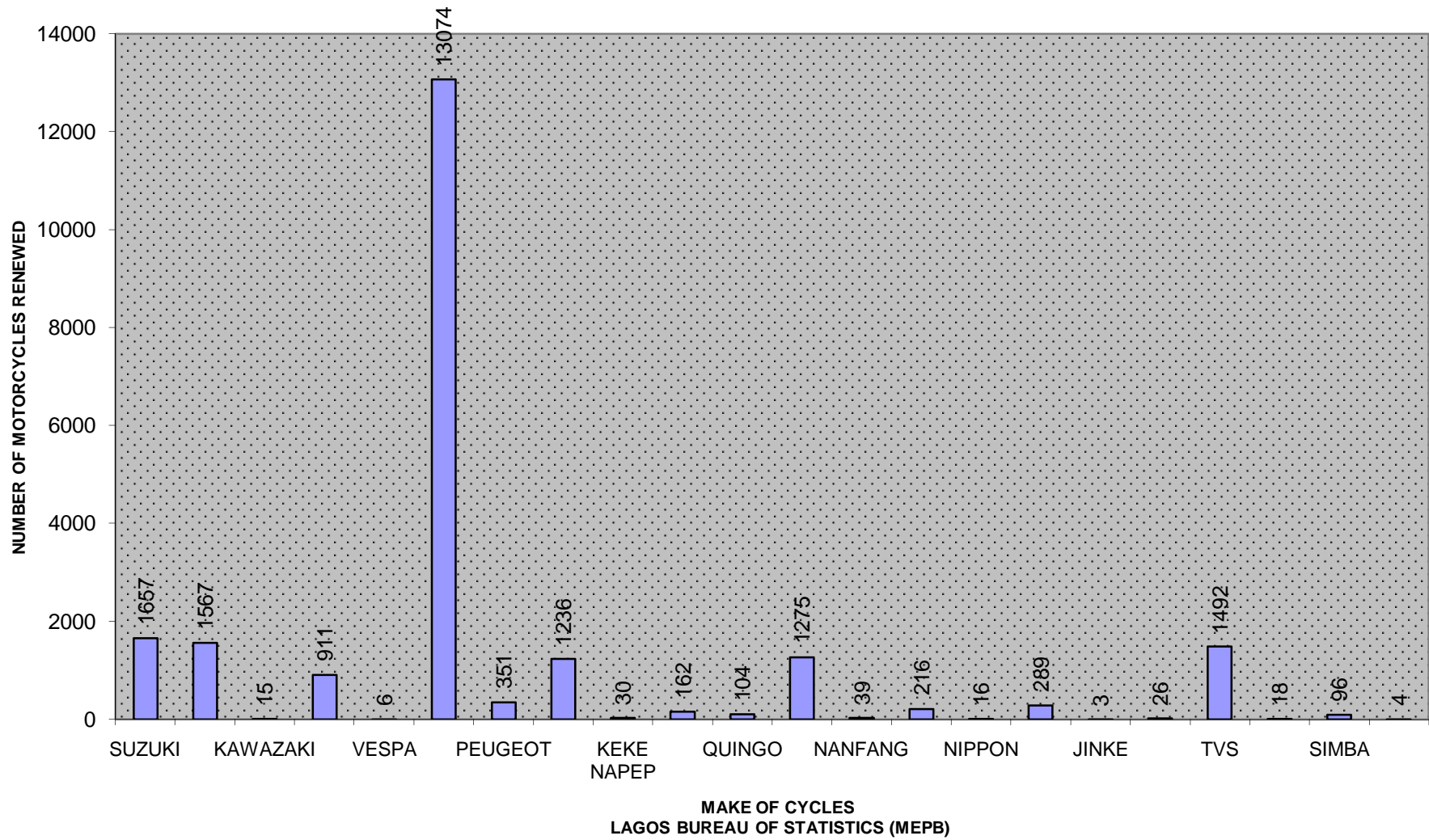


FIG.10

**NEWLY REGISTERED MOTOR VEHICLES WITH
OUT OF SERIES AND SPECIAL PLATE NUMBERS: LAGOS STATE, 2011**

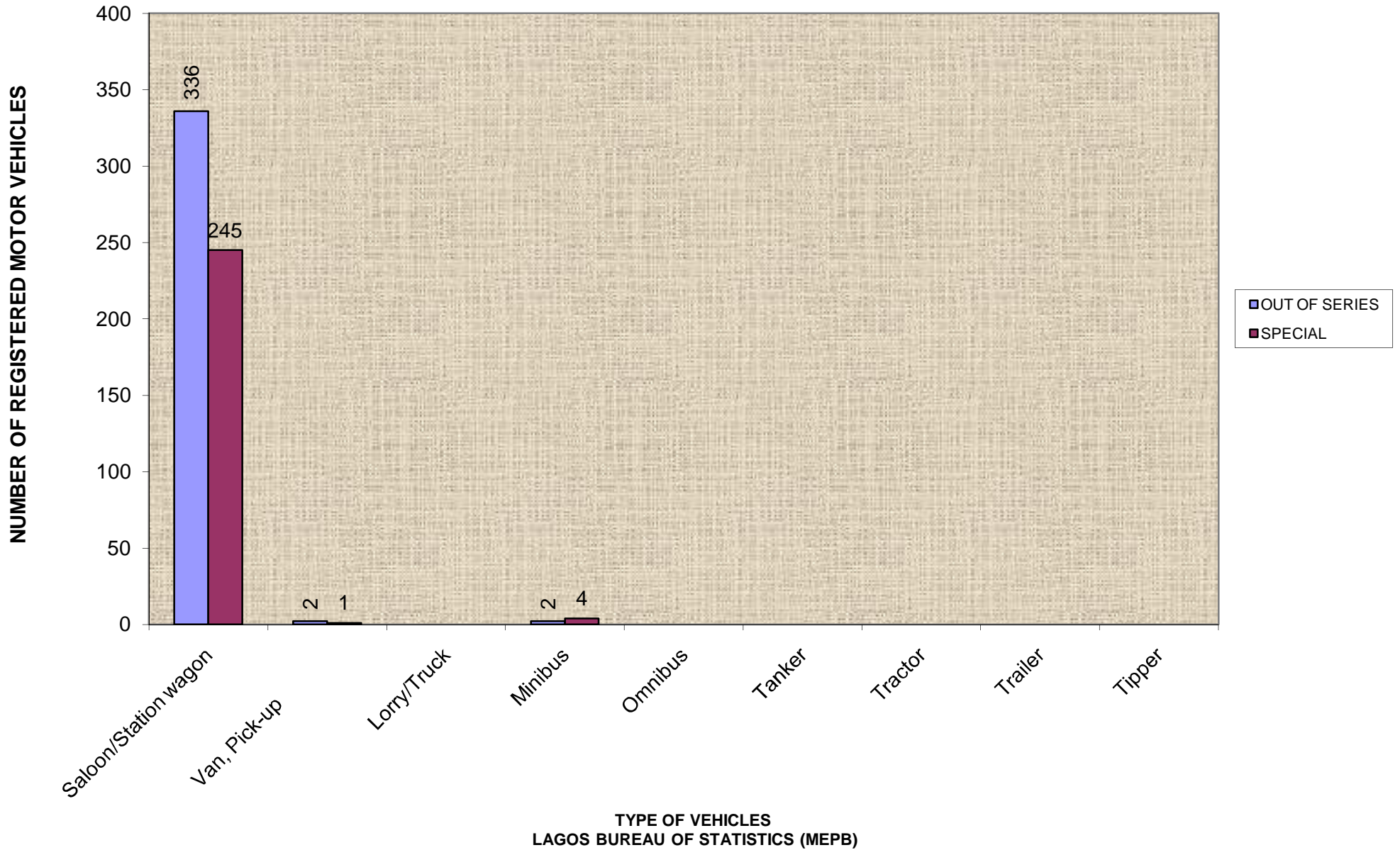
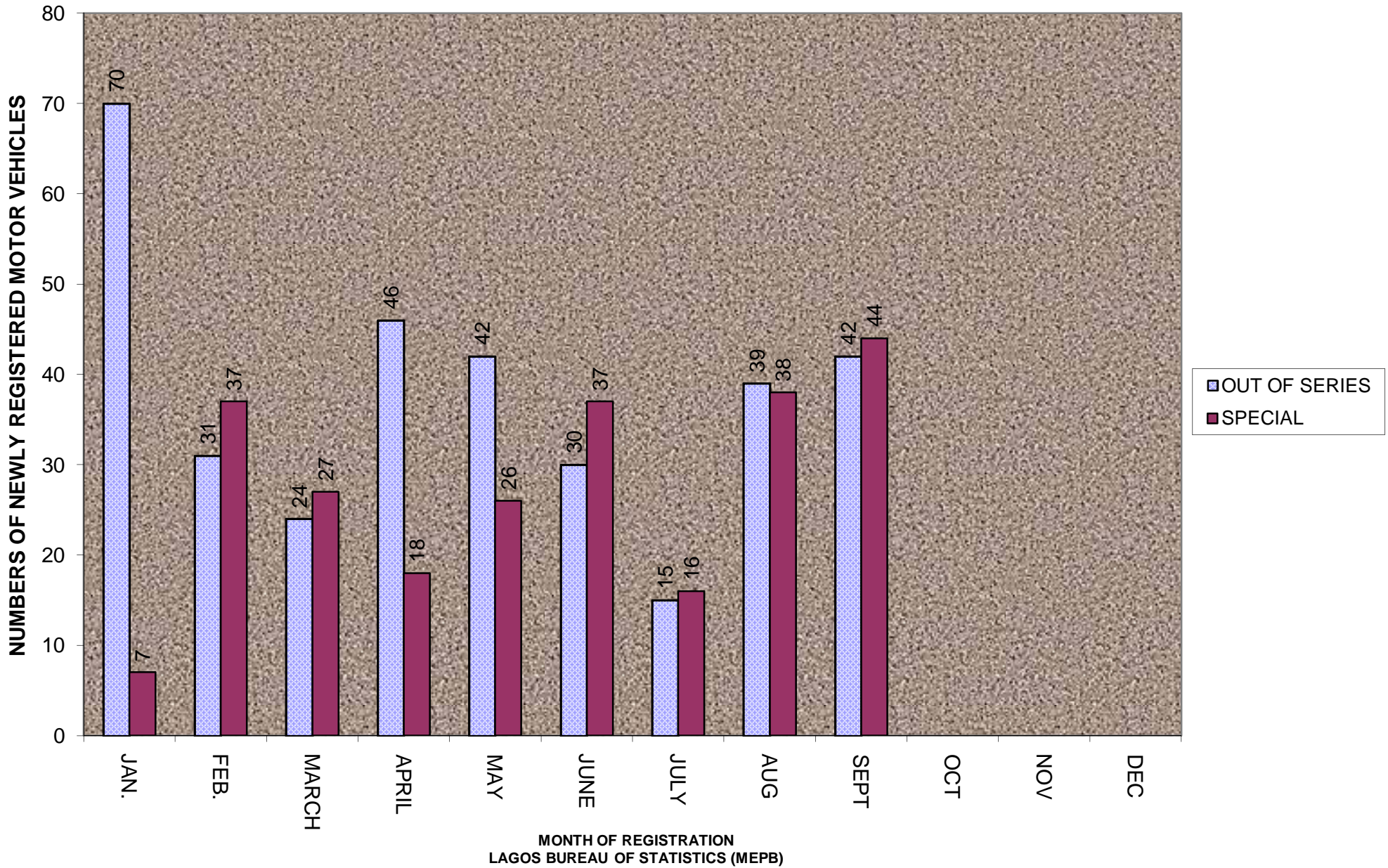


FIG. 11

**NEWLY REGISTERED MOTOR VEHICLES
WITH OUT OF SERIES AND SPECIAL PLATE NUMBERS
BY MONTH OF REGISTRATION:LAGOS STATE, 2011**



LAGOS BUREAU OF STATISTICS (MEPB)

**NEWLY REGISTERED MOTOR VEHICLES WITH
OUT OF SERIES AND SPECIAL PLATE NUMBERS
BY YEAR OF REGISTRATION: LAGOS STATE, 2003-2011**

